



Zogotech News

In This Newsletter

- Zogotech **super users** spotlight
- Exciting **new features**
- This month's **helpful tip** for getting more out of ZogoTech

"You know I am a Zogotech devotee!!

Feel free to use me as an ambassador for Zogotech- it has been a game changer for me." -

Linda Giampa



Zogotech Super Users- The Top 3!

The power of ZogoTech is in the users! We have **120+** faculty, staff and administrators trained during **17** group trainings and **34** One-on-One follow up sessions. And some of our users are in Zogotech every day making use of this great tool! Take a look to see how our **top 3** use Zogotech to do their work at NECC!

Linda Giampa

Academic Coordinator of Academic Coaching

I have been using [Zogotech] since I was a beta tester [March 2018]. [I use it] at least once a day.

I use Zogotech for a couple of things: 1. I will use it to quickly get information about a student (i.e., current schedule, past classes and grades, contact info like phone and personal email, major, GPA) It is much faster than logging into Banner, plus I can get the info by using the students name if I do not have the student ID). 2. I use it to get information on current cohorts we are working with in Academic Coaching. I can quickly check to see if they have registered for the next semester, when is their birthday, are there students taking the same classes, etc. 3. I use it to create new cohorts to reach out to (i.e., students with GPAs below 2.0, students who are in declared majors but have received a C- or lower in an introductory course within their major)

I LOVE Zogotech; it has made getting information on cohorts so easy- before Zogotech I would spend hours pulling transcripts and student information from Banner, now it only takes me minutes to get the information I need.

Denise Trinidad

Academic Coach, Special Programs Coordinator (PLATO TEAS Preparation Program), & DCE Instructor

I've been using Zogotech since the Spring 18 semester. I log in to Zogotech on a weekly basis. Maybe a few times a week.

[I use Zogotech to:] 1. Create saved lists of students who participate in academic coaching. Use the lists to keep track of the students' progress when grades posts. Use lists to see students' past academic performance. Make sure that students in the cohort are registered for the following semester. Reach out to students who haven't registered. 2. Create saved list of Stop-out call list. Helped me keep track of students who came in to register for classes. See students who might be enrolled at another institution. See academic progress to customize call accordingly. 3. Create saved criteria of iHealth programs. The goal is to work with new students in iHealth programs. (pending). 4. Access to students' information. Contact information to reach out to students, current schedule, [and] course history.

I mostly use Zogotech for academic coaching. I like that I'm able to access information quickly and easily, which helps me do my job more efficiently. It's extremely useful at the end of the semester when we track the students' progress. It's much easier to do this with the lists. The ability to group students by different list or criteria helps when reporting on specific cohorts. [I] export selected data [and] share saved criteria with colleagues.

Lorna Walsh

Systems Analyst - Assessment Center Data and Reporting

I have been using Zogotech since June- 3 months. I use it daily.

I use Zogotech to gather course enrollment, final grades, contact information, and assessments on different groups and individual students for reporting and outreach. Also I help support the Stop Out Student Outreach team by looking up students who were here this Summer, but didn't come back this Fall- to call those students to find out why they didn't register.

Zogotech is user friendly and makes reporting much faster and easier! It is easier to pull more data on groups of students. Before, I would have to use different data sources and pull them together in Access. This took more effort and more time. Now it is all in one spot.

We are here to help! If you have someone you think should be trained to use Zogotech for their work at NECC, or if you would like a refresher on the basics for yourself, please email [Francesca Gilkey](mailto:Francesca.Gilkey@necc.edu) to sign up for an upcoming training.



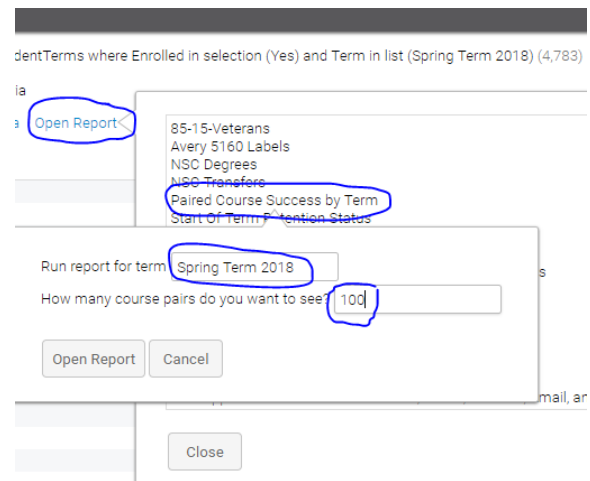
New Features

**Have you ever wondered:
In which pairs of courses do students do better or worse?**

There will be a **new report** listed in the **Student Navigator**, where you can see which pairs of courses students are most frequently taking.

Additionally, you can see in which of those pairs of courses students are doing better or worse.

1. Go to the Student Navigator
2. Select a group of students using the filters
3. Click *Open Report*
4. Select **Paired Course Success by Term**
5. Select the term
6. Select how many course pairs you want to see (type 1,000,000 to see all the combinations)
7. Click on the column headings to sort



The measure listed is the **Success Rate**: *The percent of enrolled students who finished the course with "successful" grade and did not withdraw. Includes students who received final grades of A-C.*

Paired Course Success by Term - Spring Term 2018 Gilkey, Francesca - General Users

Reporting on 4783 students matching all of the following criteria:
Do appear in table pvt_StudentTerms where Enrolled in selection (Yes) and Term in list (Spring Term 2018)

Course 1	Course 2	Number Taking Both Courses	Number Successful in Course 1	Success Rate Course 1	Number Successful in Course 2	Success Rate Course 2	Number Successful Both Courses	Success Rate Both Courses
ENG-102	PSY-101	139	92	66.19%	89	64.02%	72	51.80%
ENG-101	PSY-101	134	90	69.40%	73	55.97%	66	49.25%
ENG-101	WRT-990	97	66	68.04%	72	74.22%	66	68.04%
BIO-101	BIO-102	88	68	77.27%	59	67.05%	53	60.23%
ENG-102	SOC-101	86	65	75.58%	63	73.26%	57	66.28%

Depending on the student group selected (i.e. students in a particular major, taking a particular class, etc.), the paired courses and success rates will vary.

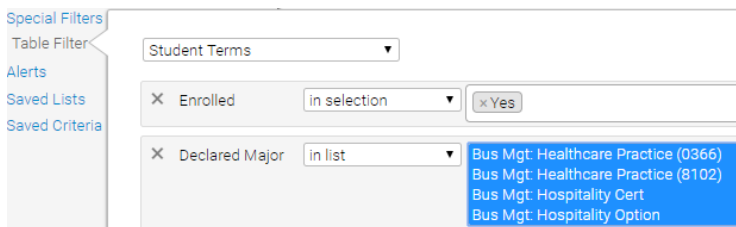
If you have any questions on how to use and/or interpret this new report, please email [Francesca Gilkey](mailto:Francesca.Gilkey)



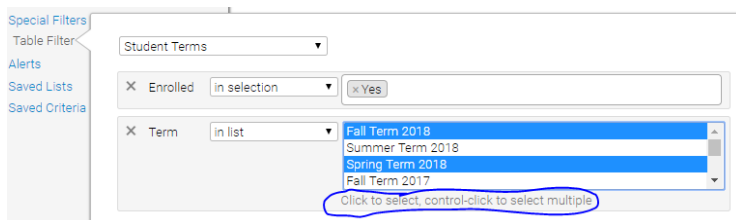
Would you like to select multiple values in a list?

The trick is to hold the **Shift** or **Ctrl** key while highlighting your selection!

- If you want to select multiple values that are **next to each other** in the same list:
 - Click and highlight the first value
 - Click and hold the **Shift** key
 - Click and highlight the last value while still holding the **Shift** key
 - All items in between will be highlighted/selected too



- If you want to select multiple values that are **not next to each other** in the same list:
 - Click and highlight the first value
 - Click and hold the **Ctrl** key
 - Click on each additional value you want to select



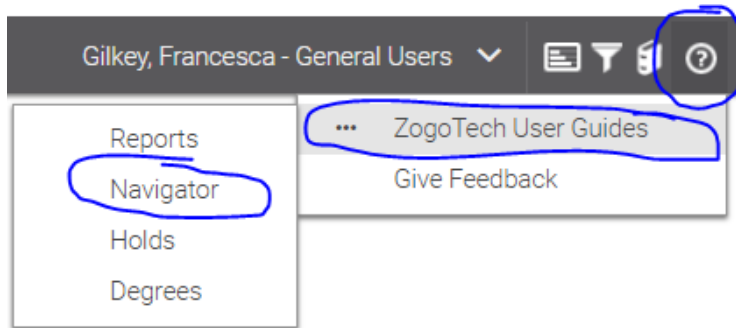
Ctrl key

- Click and highlight other values while still holding the **Ctrl** key
- All items should be highlighted/selected

If you have any questions on how to do this, please email [Francesca Gilkey](mailto:Francesca.Gilkey)

Can't remember where your User Manual is?

Don't worry, there is **help in Zogotech!** Just click the **?** to access the Student Navigator and other useful manuals.



If you have any questions on any of these manuals, please email [Francesca Gilkey](mailto:Francesca.Gilkey)

We want to hear your feedback!
Stay tuned for a Zogotech User survey coming soon.

Please let us know if you have any Zogotech questions, need help in Zogotech, or have suggestions for future *Zogotech News* topics!

Happy Zogoteching!

Institutional Research & Planning | Northern Essex Community College | 978.556.3868
irp@necc.mass.edu