


NECC
Key Performance Indicators (KPI)
Fall 2016



Office of Institutional Research

June 20, 2017

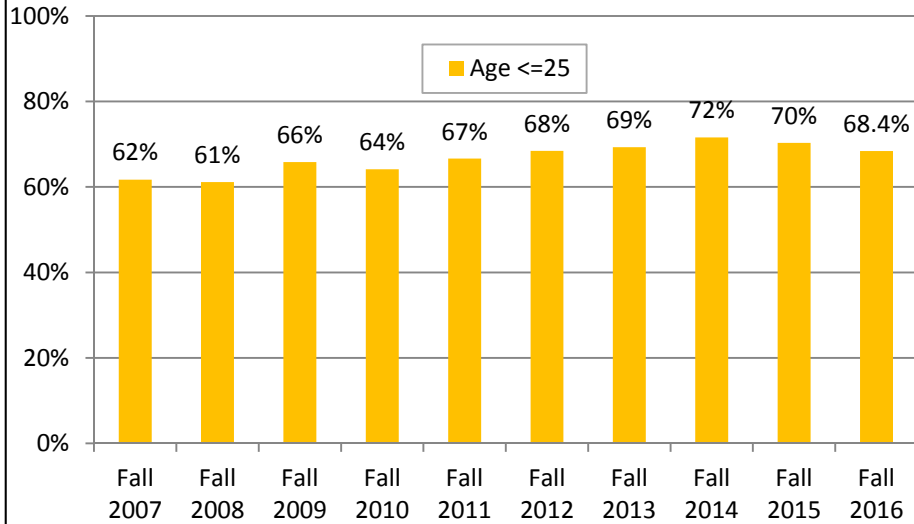


Fall 2007 Fall 2008 Fall 2009 Fall 2010 Fall 2011 Fall 2012 Fall 2013 Fall 2014 Fall 2015 Fall 2016

	Enrolled	Complete	Enrolled	Complete	Enrolled	Complete	Enrolled	Complete	Enrolled	Complete	Enrolled	Complete	Enrolled	Complete	Enrolled	Complete	Enrolled	Complete	Enrolled	Complete
Overall	18,103	66.3%	19,381	65.4%	20,955	69.5%	21,569	68.0%	19,991	70.4%	20,610	71.8%	20,237	72.0%	18,596	73.4%	17,541	72.1%	15,944	70.2%
Age <=25	12,713	62%	13,986	61%	14,861	66%	15,101	64%	13,159	67%	13,666	68%	14,323	69%	13,508	72%	12,768	70%	11,591	68.4%
Hispanic	3,900	61%	4,579	63%	5,339	66%	6,080	62%	6,052	67%	6,933	68%	7,216	68%	6,751	70%	6,654	67%	6,179	65.7%
Males	6,995	62%	7,808	60%	8,631	65%	8,685	63%	8,001	67%	8,181	68%	8,144	67%	7,445	69%	7,116	68%	6,634	64.6%
Hispanic Males	1,345	57%	1,614	58%	1,922	61%	2,066	58%	2,075	64%	2,406	63%	2,564	63%	2,387	65%	2,446	61%	2,262	58.3%

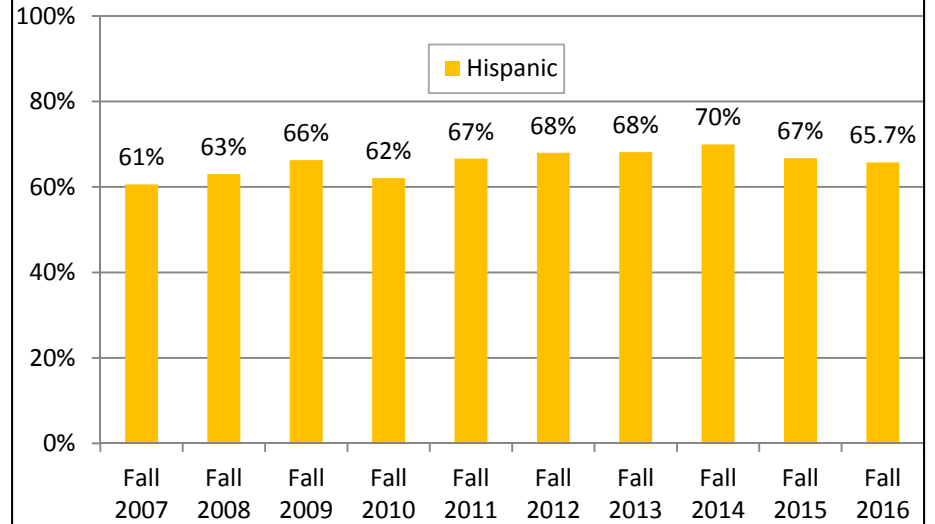
Course Completion

All students in all classes completing with A - C



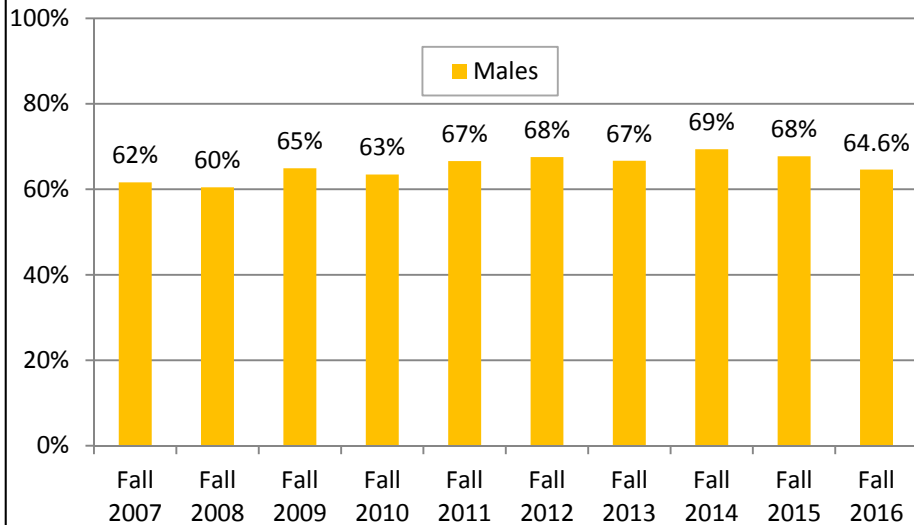
Course Completion

All students in all classes completing with A - C



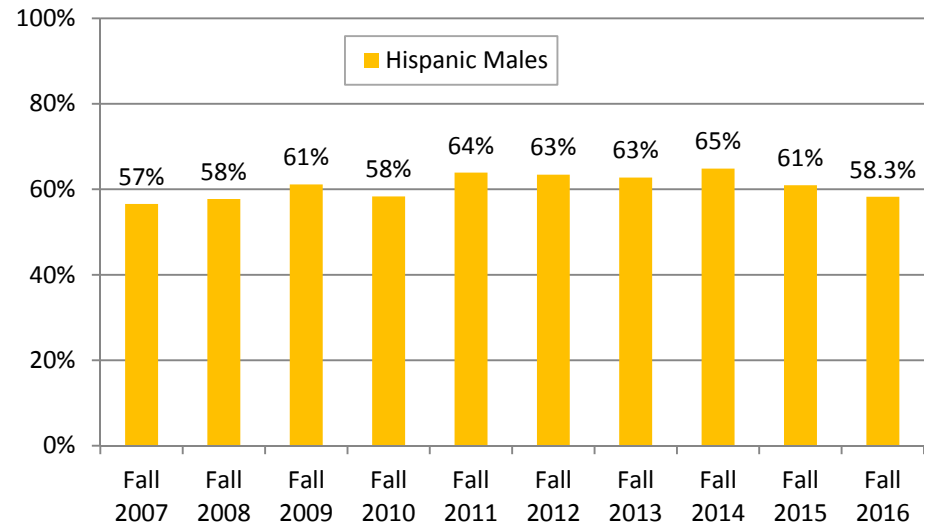
Course Completion

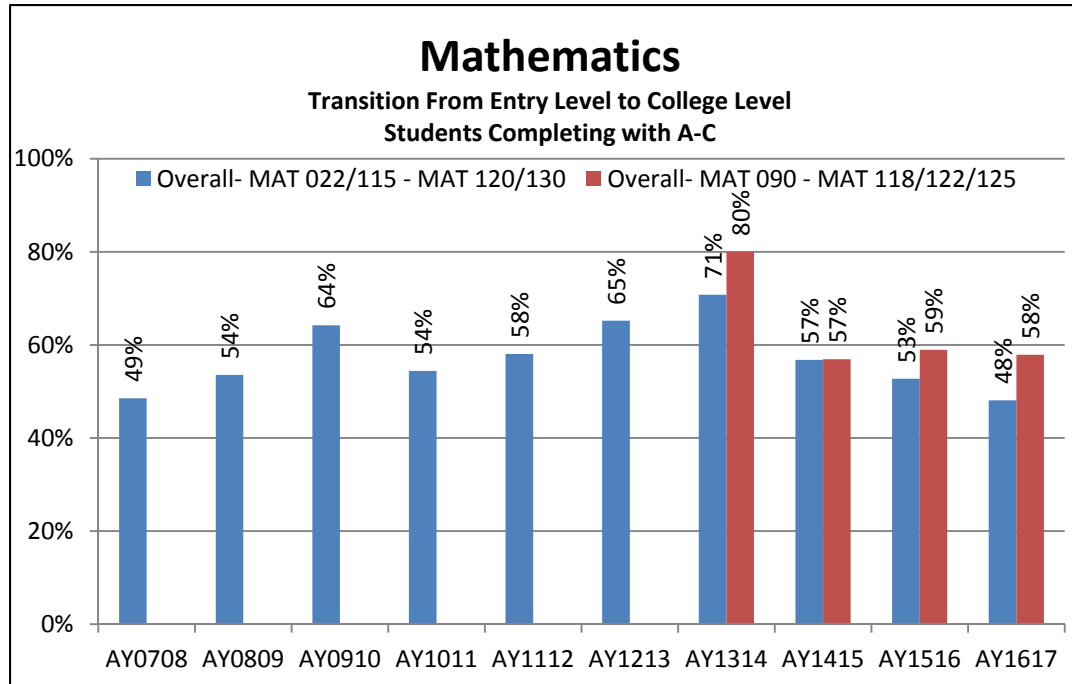
All students in all classes completing with A - C



Course Completion

All students in all classes completing with A - C





AY0708 AY0809 AY0910 AY1011 AY1112 AY1213

MAT 022/115-120/130

Overall	204	49%	239	54%	260	64%	193	54%	217	58%	161	65%
Age <=25	179	44%	208	53%	232	65%	149	53%	189	58%	136	63%
Hispanic	38	39%	48	46%	55	64%	43	56%	67	54%	51	63%
Males	117	43%	120	56%	133	67%	108	44%	113	58%	83	67%
Hispanic Males	23	35%	25	56%	27	78%	19	37%	29	52%	25	64%

AY1314

AY1415

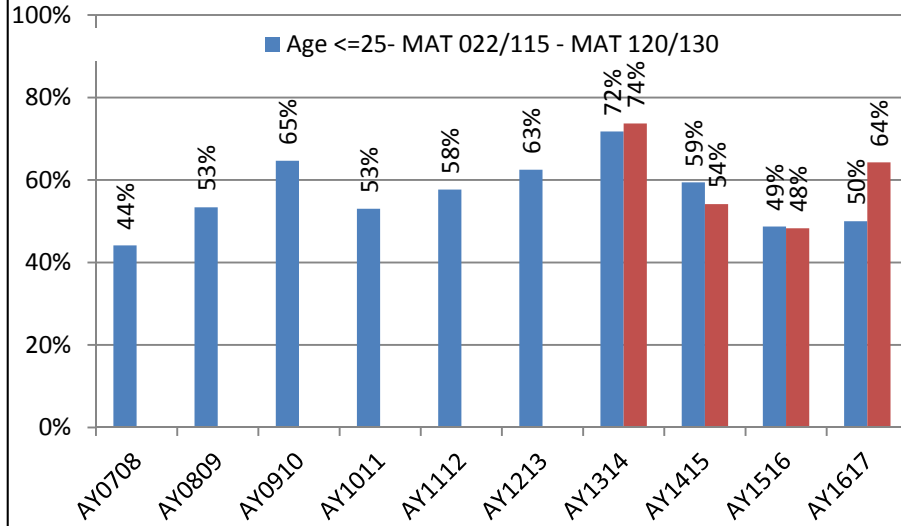
AY1516

AY1617

	MAT 022/115-120/130		MAT 090-118/122/125		MAT 022/115-120/130		MAT 090-118/122/125		MAT 022/115-120/130		MAT 090-118/122/125		MAT 022/115-120/130		MAT 090-118/122/125	
Overall	113	71%	30	80%	81	57%	65	57%	91	53%	39	59%	79	48%	38	58%
Age <=25	92	72%	19	74%	69	59%	48	54%	78	49%	29	48%	66	50%	28	64%
Hispanic	49	65%	6	100%	33	55%	30	43%	40	53%	17	41%	40	40%	11	36%
Males	56	75%	8	75%	43	53%	19	53%	55	47%	13	69%	46	48%	16	69%
Hispanic Males	22	68%	0	0%	16	56%	6	17%	24	46%	3	33%	20	45%	1	0%

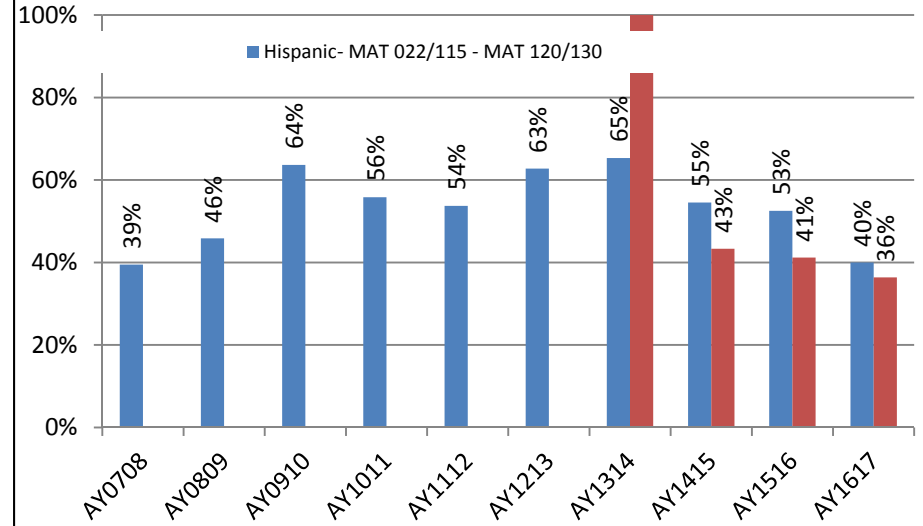
Mathematics

Transition From Entry Level to College Level
Students Completing with A-C



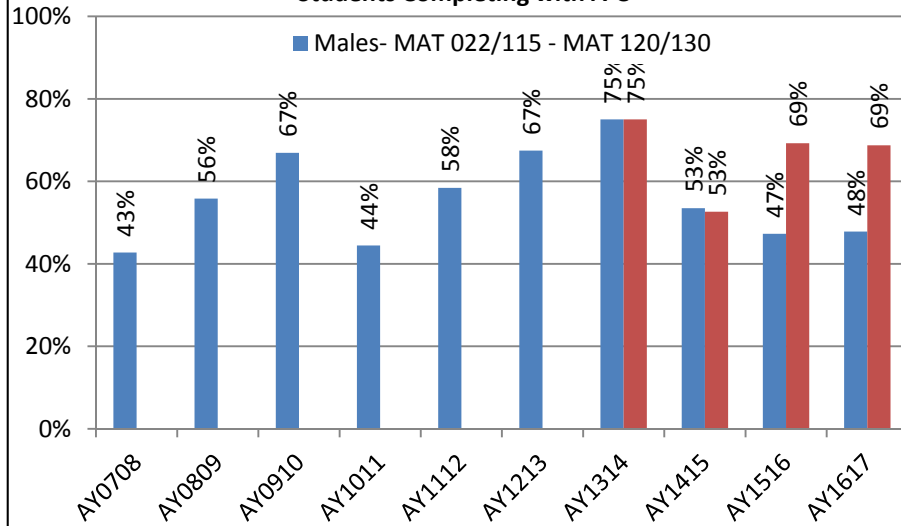
Mathematics

Transition From Entry Level to College Level
Students Completing with A-C



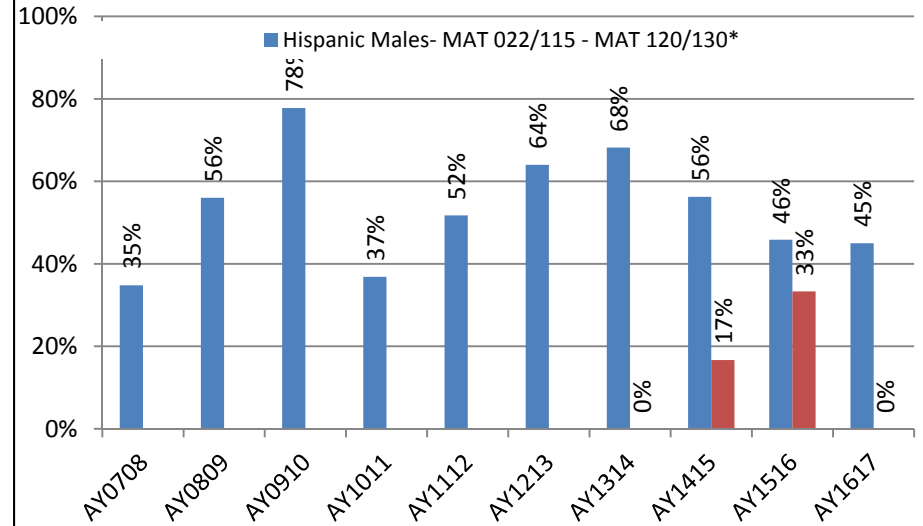
Mathematics

Transition From Entry Level to College Level
Students Completing with A-C



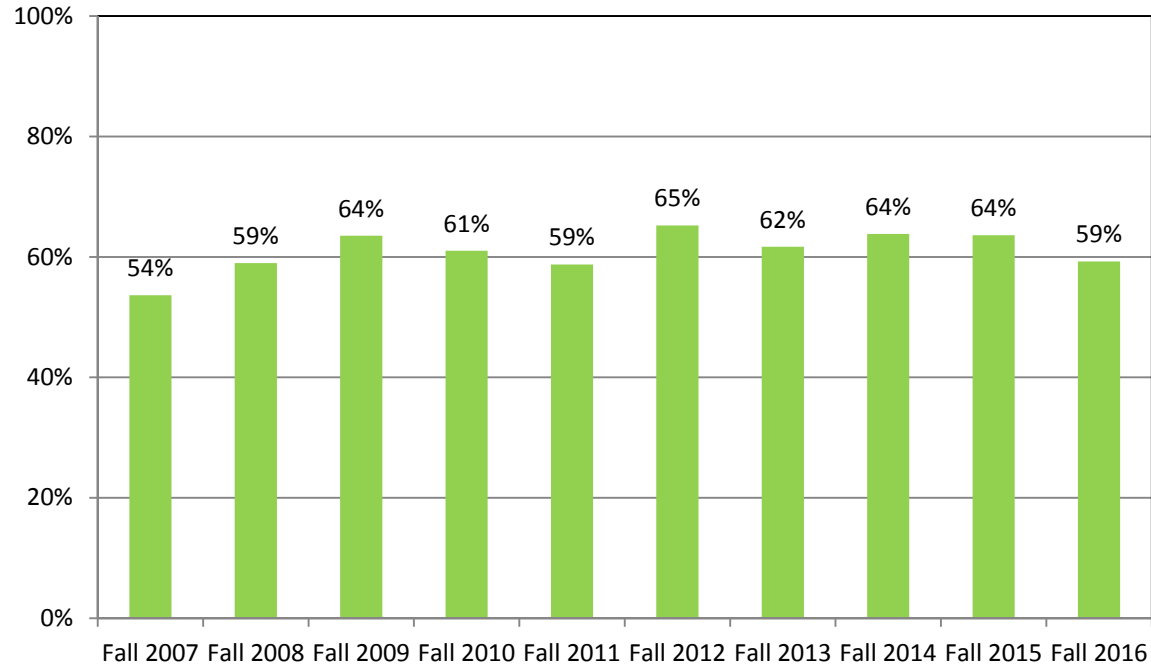
Mathematics

Transition From Entry Level to College Level
Students Completing with A-C



English Comp 1

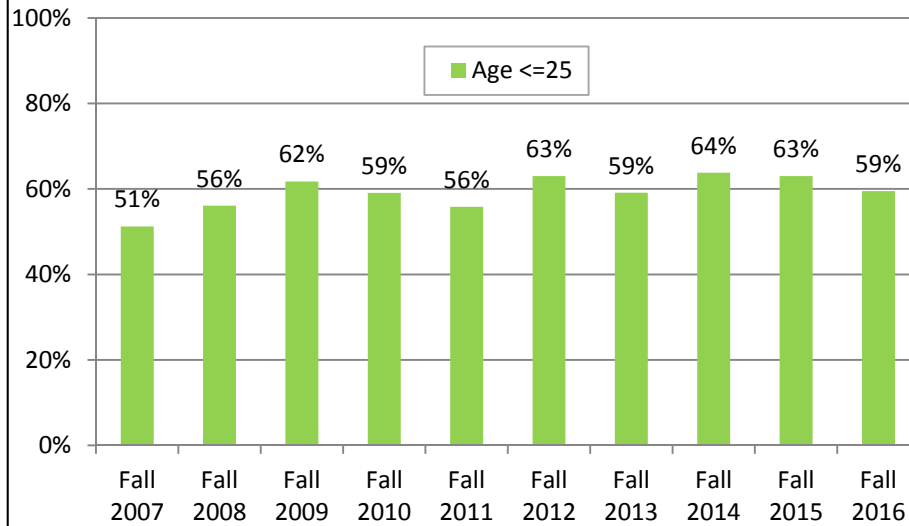
Students completing English 101 with A - C



	Fall 2007		Fall 2008		Fall 2009		Fall 2010		Fall 2011		Fall 2012		Fall 2013		Fall 2014		Fall 2015		Fall 2016	
	Enrolled	Complete	Enrolled	Complete	Enrolled	Complete	Enrolled	Complete	Enrolled	Complete	Enrolled	Complete	Enrolled	Complete	Enrolled	Complete	Enrolled	Complete	Enrolled	Complete
Overall	999	54%	1,080	59%	1,184	64%	1,152	61%	984	59%	949	65%	1,036	62%	1,089	64%	934	64%	886	59%
Age <=25	871	51%	913	56%	988	62%	924	59%	763	56%	754	63%	834	59%	900	64%	787	63%	748	59%
Hispanic	180	40%	227	57%	284	57%	304	50%	280	55%	308	62%	351	55%	366	59%	379	55%	350	50%
Males	447	53%	465	54%	539	61%	529	55%	417	55%	413	61%	457	55%	502	62%	399	63%	410	53%
Hispanic Males	69	42%	87	54%	108	53%	116	40%	97	59%	108	56%	131	50%	144	60%	142	54%	144	41%

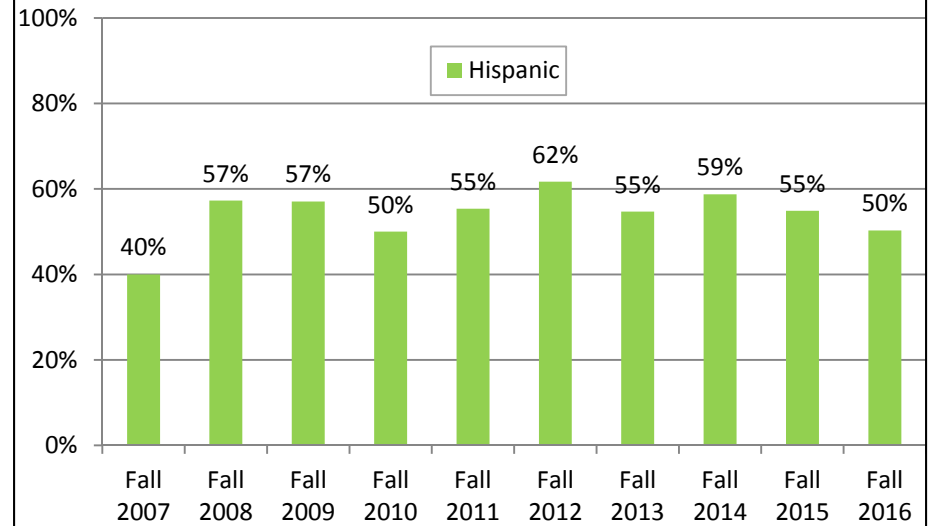
English Comp 1

Students completing English 101 with A - C



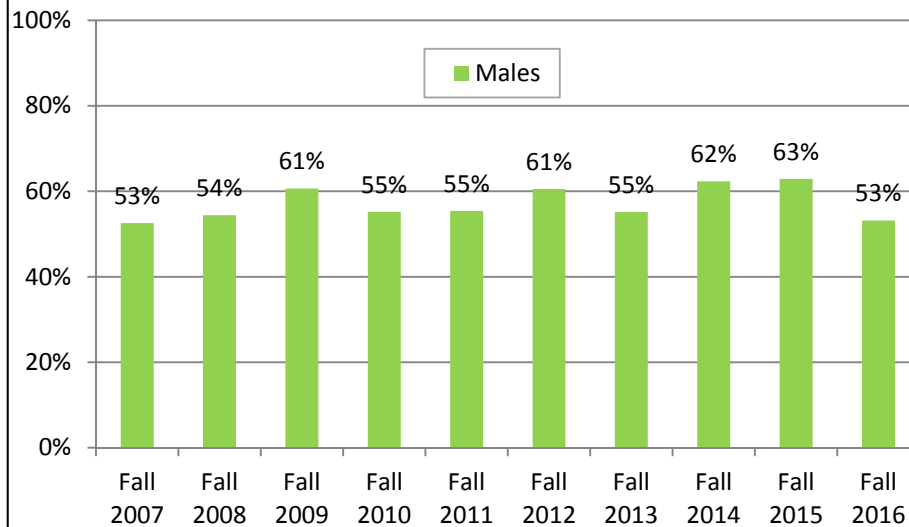
English Comp 1

Students completing English 101 with A - C



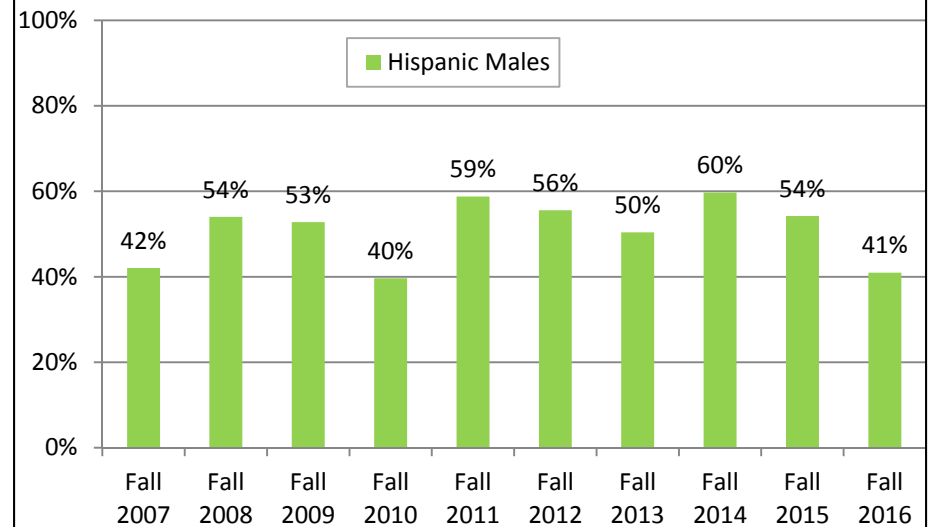
English Comp 1

Students completing English 101 with A - C

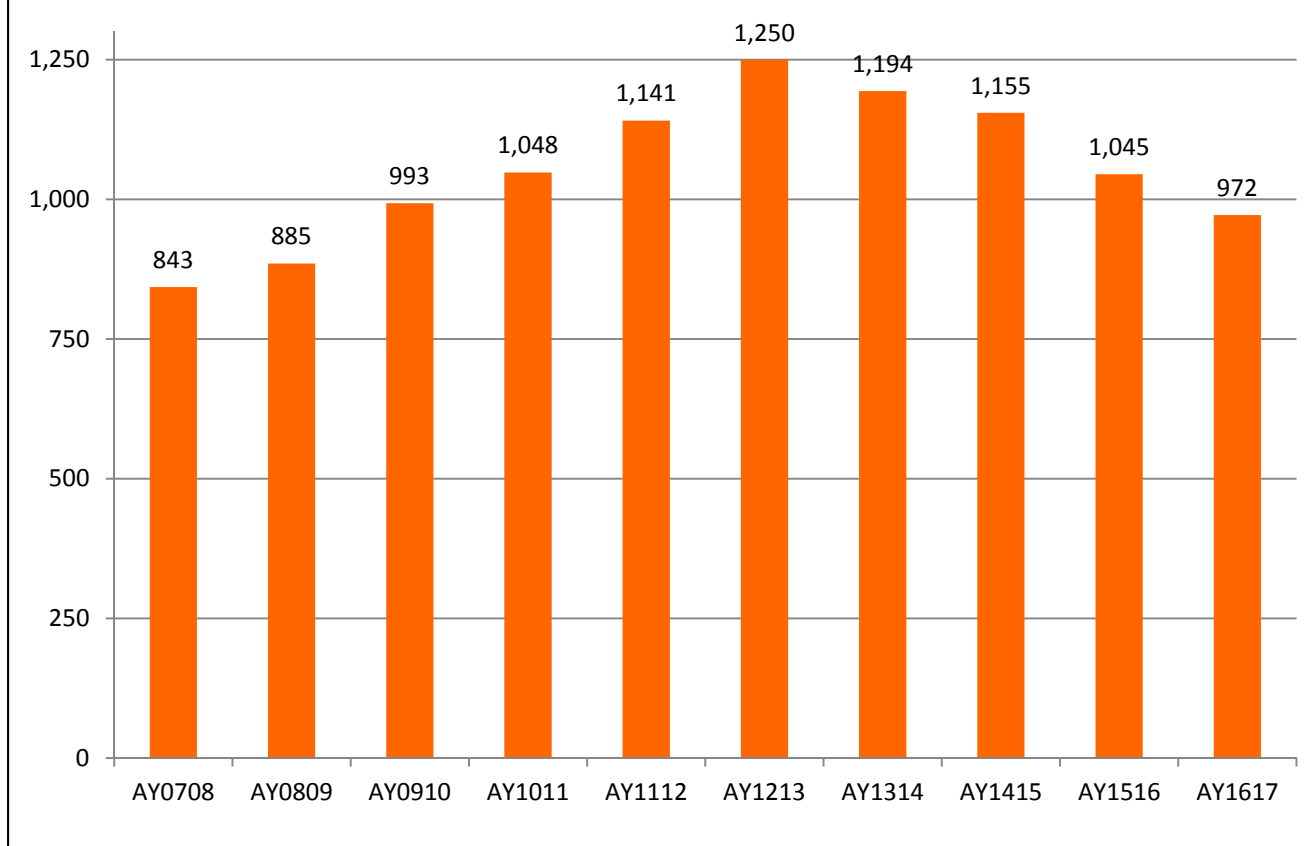


English Comp 1

Students completing English 101 with A - C

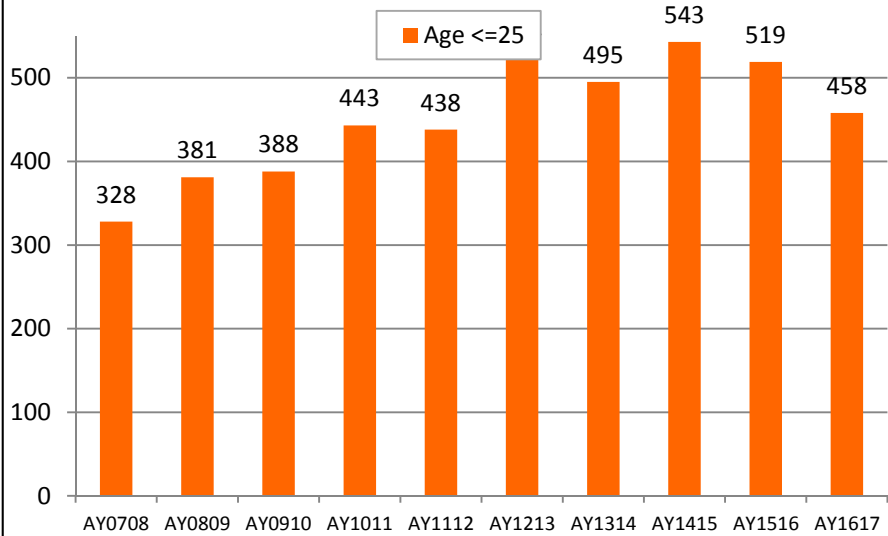


Degrees & Certificates Conferred

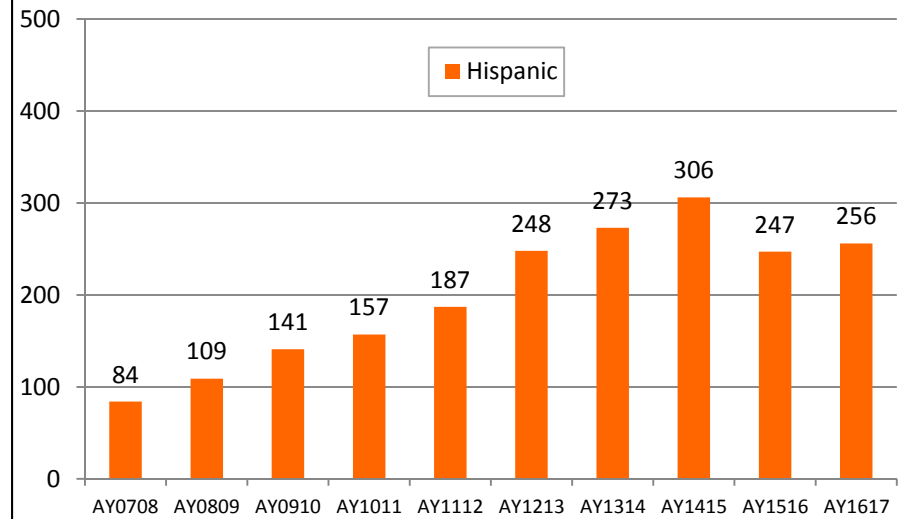


	AY0708	AY0809	AY0910	AY1011	AY1112	AY1213	AY1314	AY1415	AY1516	AY1617
Overall	843	885	993	1,048	1,141	1,250	1,194	1,155	1,045	972
Age <=25	328	381	388	443	438	524	495	543	519	458
Hispanic	84	109	141	157	187	248	273	306	247	256
Males	216	266	307	306	349	327	320	363	328	294
Hispanic Males	18	31	42	53	58	58	69	93	84	72

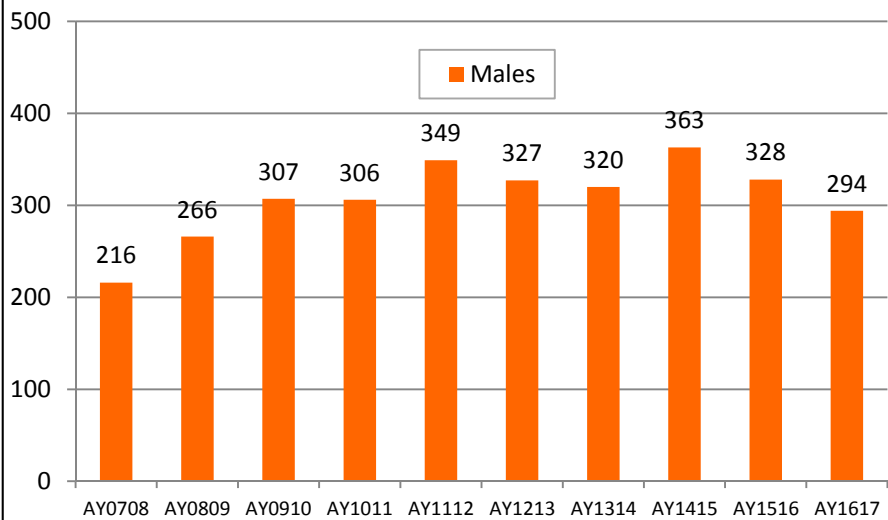
Degrees & Certificates Conferred



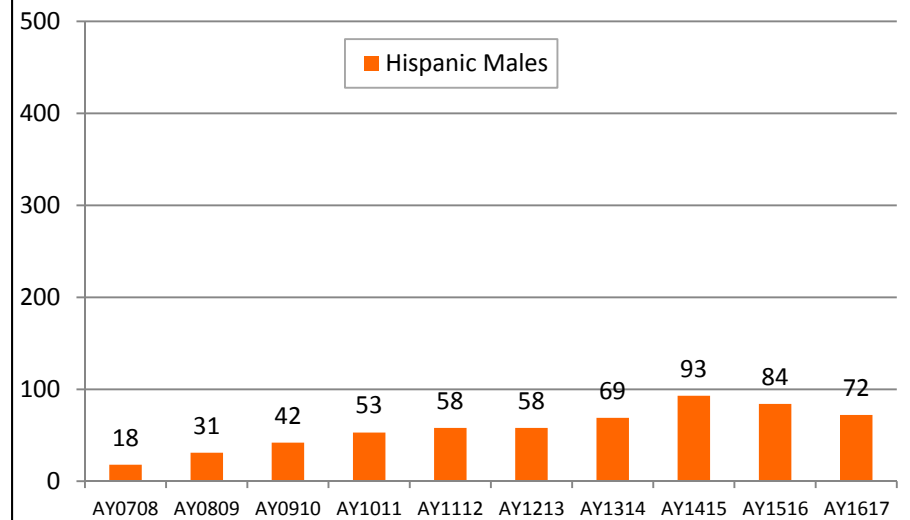
Degrees & Certificates Conferred

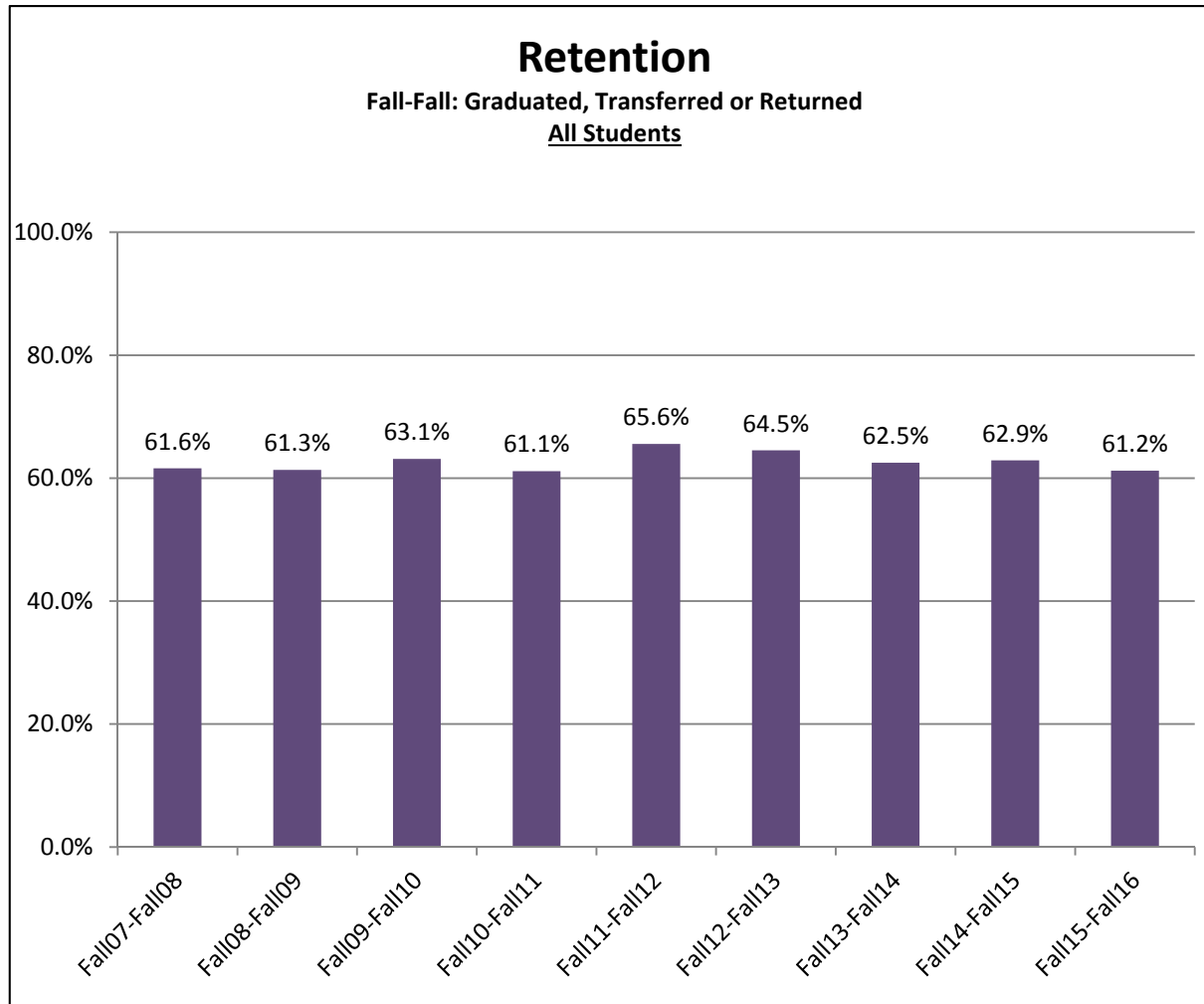


Degrees & Certificates Conferred



Degrees & Certificates Conferred

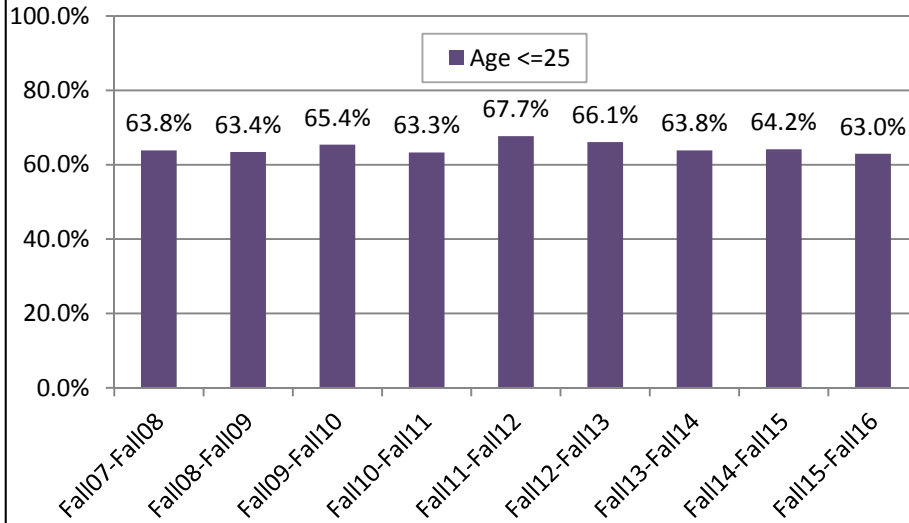




	Fall07-Fall08	Fall08-Fall09	Fall09-Fall10	Fall10-Fall11	Fall11-Fall12	Fall12-Fall13	Fall13-Fall14	Fall14-Fall15	Fall15-Fall16
Overall	61.6%	61.3%	63.1%	61.1%	65.6%	64.5%	62.5%	62.9%	61.2%
Age <=25	63.8%	63.4%	65.4%	63.3%	67.7%	66.1%	63.8%	64.2%	63.0%
Hispanic	60.7%	58.0%	59.1%	57.0%	63.6%	62.2%	59.4%	59.8%	56.3%
Males	62.2%	61.3%	61.9%	58.5%	63.8%	62.6%	60.5%	61.3%	61.1%
Hispanic Males	63.0%	60.7%	58.5%	51.6%	62.4%	59.6%	55.3%	57.7%	53.6%

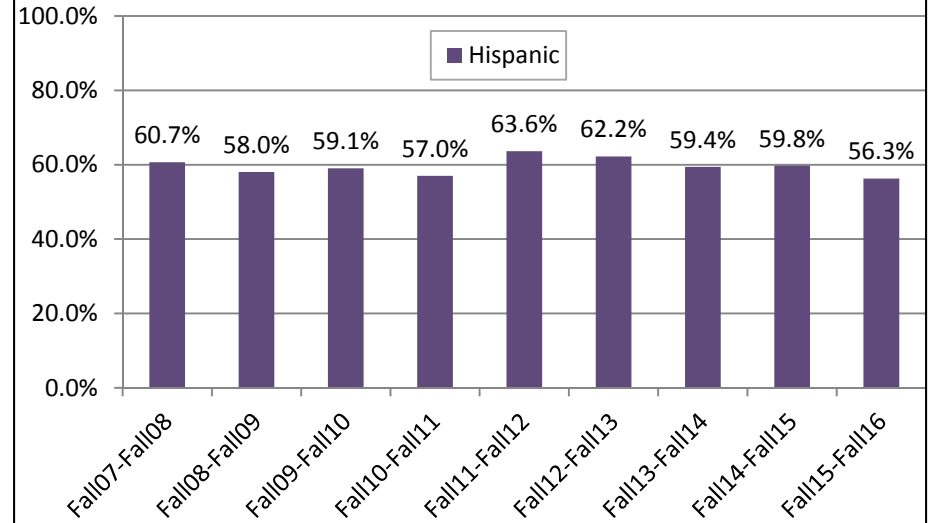
Retention

Fall-Fall: Graduated, Transferred or Returned



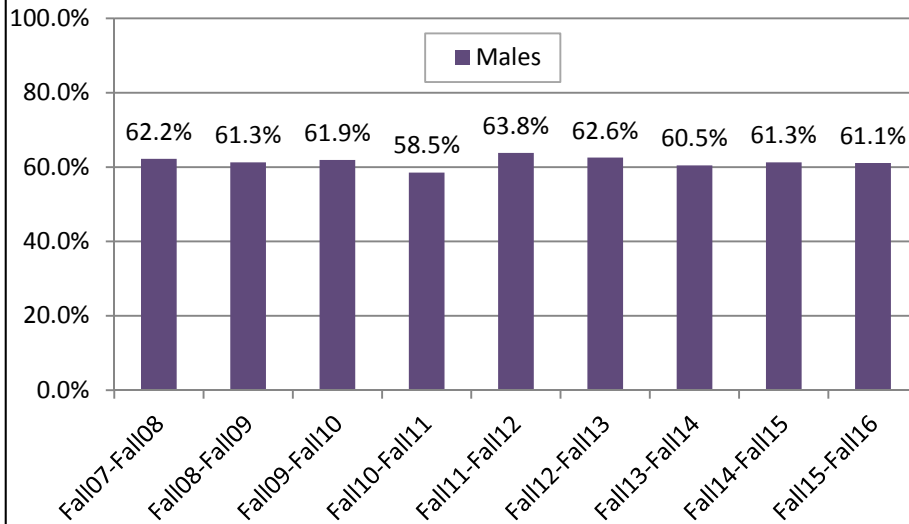
Retention

Fall-Fall: Graduated, Transferred or Returned



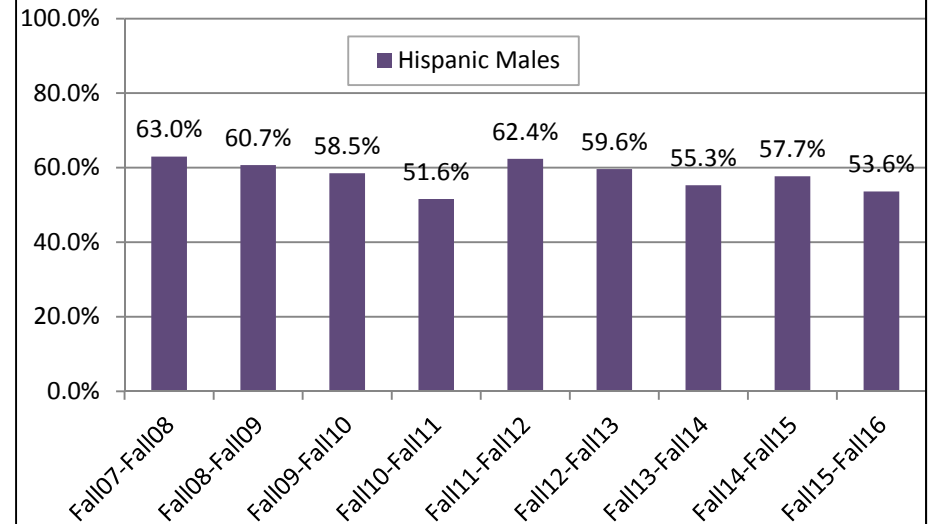
Retention

Fall-Fall: Graduated, Transferred or Returned



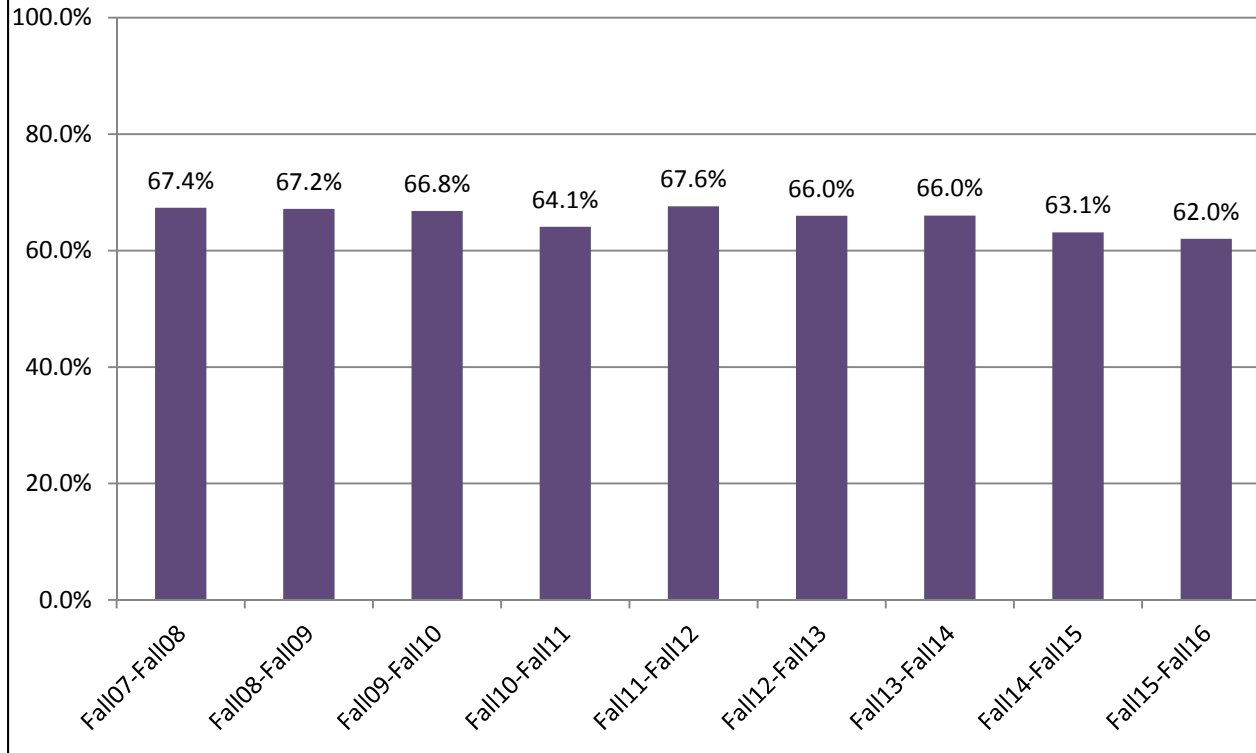
Retention

Fall-Fall: Graduated, Transferred or Returned



Retention

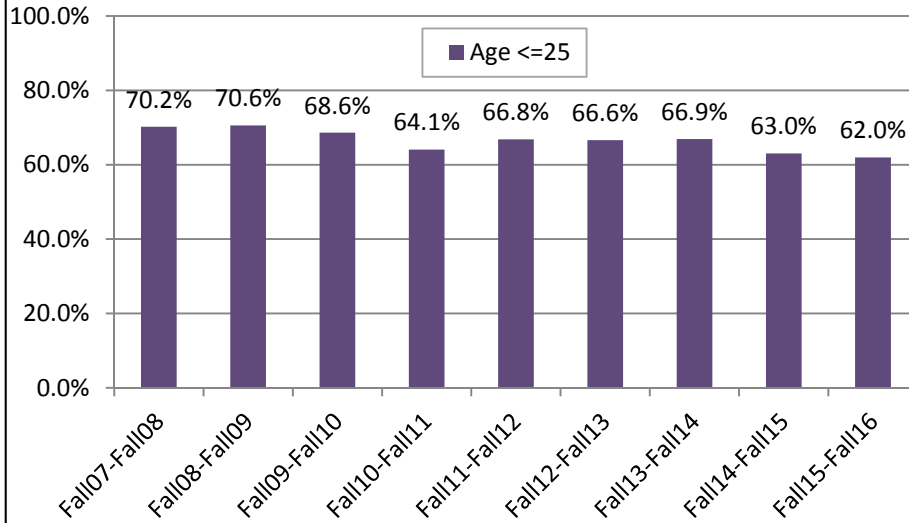
Fall-Fall: Graduated, Transferred or Returned
First-time, Full-time, Degree Seeking



Retention (FTFTDS)	Fall07-Fall08	Fall08-Fall09	Fall09-Fall10	Fall10-Fall11	Fall11-Fall12	Fall12-Fall13	Fall13-Fall14	Fall14-Fall15	Fall15-Fall16
Overall	67.4%	67.2%	66.8%	64.1%	67.6%	66.0%	66.0%	63.1%	62.0%
Age <=25	70.2%	70.6%	68.6%	64.1%	66.8%	66.6%	66.9%	63.0%	62.0%
Hispanic	73.0%	69.1%	64.4%	56.9%	68.2%	61.1%	63.5%	61.3%	57.4%
Males	68.1%	68.0%	66.5%	60.7%	66.6%	63.9%	62.9%	60.6%	58.6%
Hispanic Males	72.2%	65.2%	65.8%	47.9%	70.8%	55.1%	58.5%	55.0%	50.3%

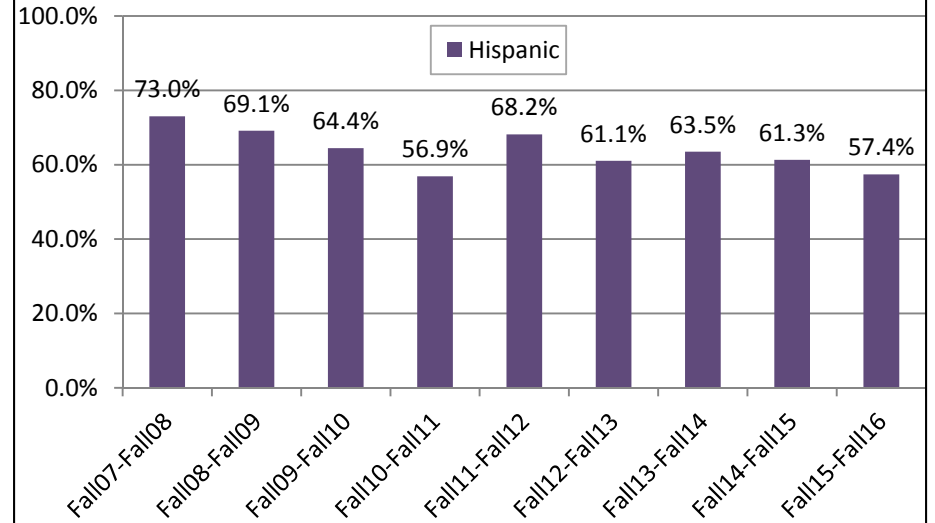
Retention

Fall-Fall: Graduated, Transferred or Returned
First-time, Full-time, Degree Seeking



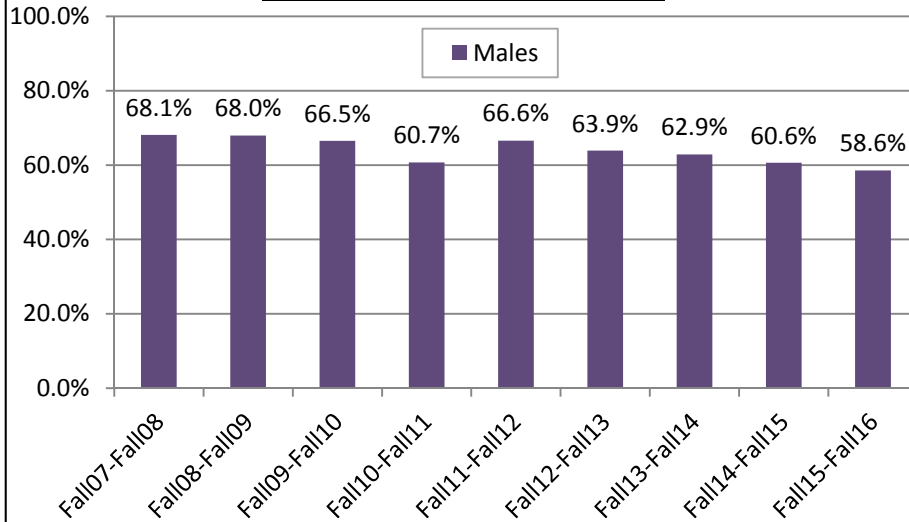
Retention

Fall-Fall: Graduated, Transferred or Returned
First-time, Full-time, Degree Seeking



Retention

Fall-Fall: Graduated, Transferred or Returned
First-time, Full-time, Degree Seeking



Retention

Fall-Fall: Graduated, Transferred or Returned
First-time, Full-time, Degree Seeking

