

**Achieving the Dream
Benchmarking for Success Report**

Northern Essex Community College

Copyright © 2014 Achieving the Dream

Achieving the Dream Benchmarking for Success Report

Introduction

The Benchmarking for Success Report was developed by Achieving the Dream (ATD) for each participating college in the ATD network. The report, customized for each college with their unique student cohort-based, longitudinal data, presents the college's performance on ATD's five measures of student success. In addition to the college's institutional data, two external benchmarks are provided to enable colleges to compare themselves to: (1) ATD Network colleges who entered in the same year; and (2) all ATD Network colleges, regardless of entry year.

This confidential report is prepared for each ATD college's exclusive use and can be shared, and discussed, with the board of trustees, administrators, faculty, staff, students and other stakeholders to inform your student success agenda.

Achieving the Dream's Student Success Measures

Achieving the Dream works with their Network colleges to "move the needle" on five measures of student success: (1) completion of developmental courses; (2) completion of gatekeeper courses, including introductory college courses in English and math; (3) completion of attempted courses with a grade of "C" or better; (4) persistence from term-to-term and from year-to-year; and (5) attainment of a certificate or degree. To monitor student progression through these milestones, colleges track these outcome measures for each entering Fall cohort of students and compare with past cohorts to determine whether the outcomes improved over time.

The student outcomes were measured by the percentages of students in each Fall cohort who:

1. Successfully completed developmental English or math within two years;
2. Successfully completed gatekeeper English or math within three years;
3. Completed all attempted courses with a grade of "C" or better, in the first three years;
4. Persisted from one term to the next (Fall to Spring) and from one year to the next (Fall to Fall);
5. Attained a certificate or degree within four years.

[All outcomes were calculated from the data submitted to the ATD database through www.dreamwebsubmission.org. For detailed formulae and variables, please refer to the ATD Student Outcome Calculation Guideline posted on this web site under "Reports and Downloads".](http://www.dreamwebsubmission.org)

Benchmarking Methodology

A trend line chart and data table of Fall student cohort performance is provided on each of the five student success measures with institutional, "My College" data and benchmark comparisons to colleges with the "Same Entry Year" into ATD and to all "ATD Network" colleges. The trend data start with the baseline year Fall student cohort and extends to the most recent Fall student cohort year for which data are available.

Same Entry Year averages and ATD Network averages reflect the percentages of students meeting the five major milestones in the Fall student cohorts of that respective Same Entry Year or of the entire ATD network.

For a list of colleges that are included in the Same Entry Year and in the ATD network, please see Appendix A.

Missing Data. If a college is missing one or more years of data, the outcome calculations for some of its student cohorts will not be meaningful and the averages will be skewed for the Same Entry Year and the ATD Network benchmarks. Therefore, the college's student cohorts affected by the missing data will be excluded from the calculation of the Same Entry Year averages and ATD Network averages. For example, when presenting the three-year completion rate of gatekeeper courses, if the most recent data submission cycle is for 2012-13, then Fall 2010 student cohort will usually be the last student cohort included. However, if a college did not submit the 2012-13 data, then Fall 2009 is the last student cohort for which the three-year completion rate can be calculated for this college. Accordingly, this college's 2010 student cohort will be excluded from the three-year completion rate calculation of gatekeeper courses for the 2010 student cohorts of its Same Year Entry or of the ATD Network.

Using Benchmarking Data

Colleges can use these data to monitor their progress in improving student success, to set goals, but also to make appropriate, external comparisons to other ATD colleges. Colleges are encouraged to engage faculty, administrators, staff, students and other relevant stakeholders in conversations about these data to improve practice and help more students succeed.

Achieving the Dream

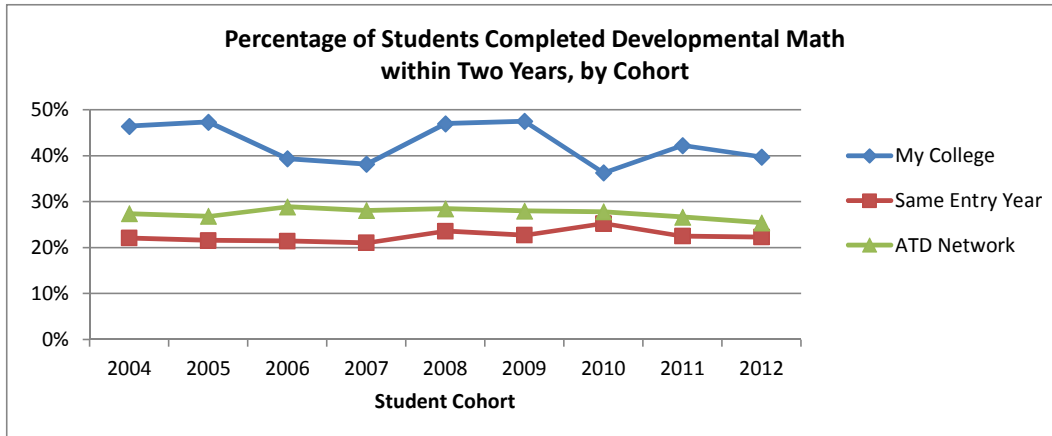
Achieving the Dream is a national nonprofit leading the nation's most comprehensive non-governmental reform network for student success in higher education history. The Achieving the Dream National Reform Network, including over 200 institutions, more than 100 coaches and advisors, and 15 state policy teams - working throughout 34 states and the District of Columbia - helps nearly 4 million community college students have a better chance of realizing greater economic opportunity and achieving their dreams.

[For questions or comments about Achieving the Dream's Benchmarking To Success Reports, please contact Wei Song, Director of Data and Analytics, by phone at \(240\) 450-3842 or by email at: \[wsong@achievingthedream.org\]\(mailto:wsong@achievingthedream.org\).](#)

Northern Essex Community College

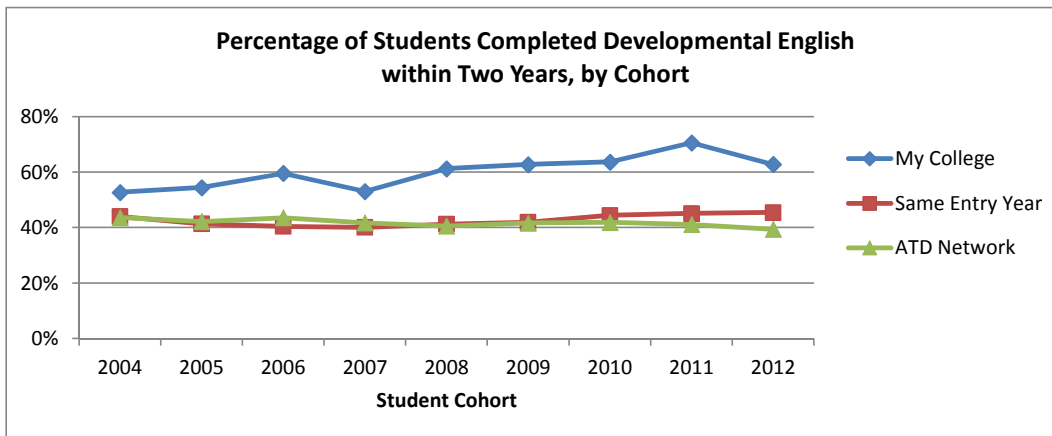
ATD Student Success Outcome Measurement 1:

Successfully complete remedial or developmental instruction within two years



Data Table: Developmental Math

	2004	2005	2006	2007	2008	2009	2010	2011	2012
My College	46%	47%	39%	38%	47%	48%	36%	42%	40%
Same Entry Year	22%	22%	21%	21%	24%	23%	25%	23%	22%
ATD Network	27%	27%	29%	28%	28%	28%	28%	27%	25%



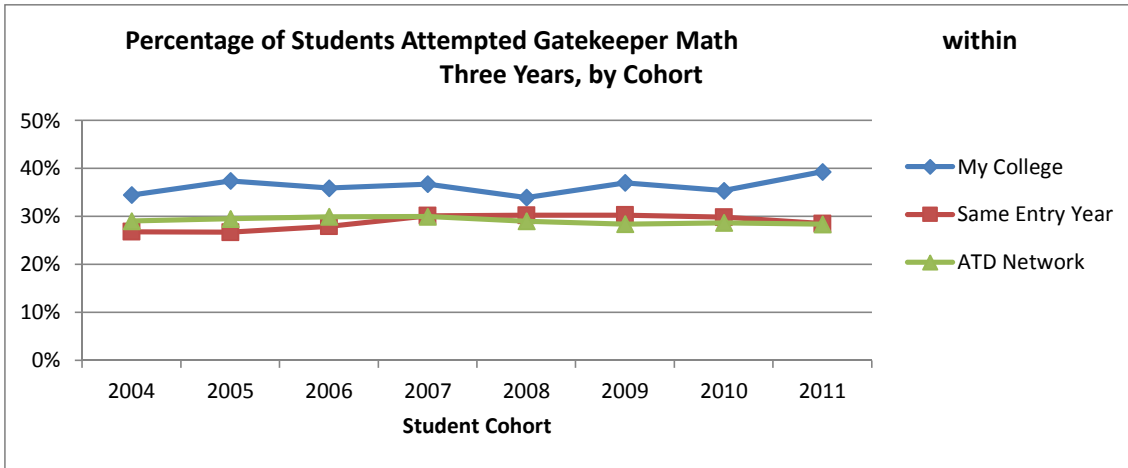
Data Table: Developmental English

	2004	2005	2006	2007	2008	2009	2010	2011	2012
My College	53%	54%	60%	53%	61%	63%	64%	71%	63%
Same Entry Year	44%	41%	40%	40%	41%	42%	44%	45%	45%
ATD Network	44%	42%	44%	42%	41%	42%	42%	41%	39%

Northern Essex Community College

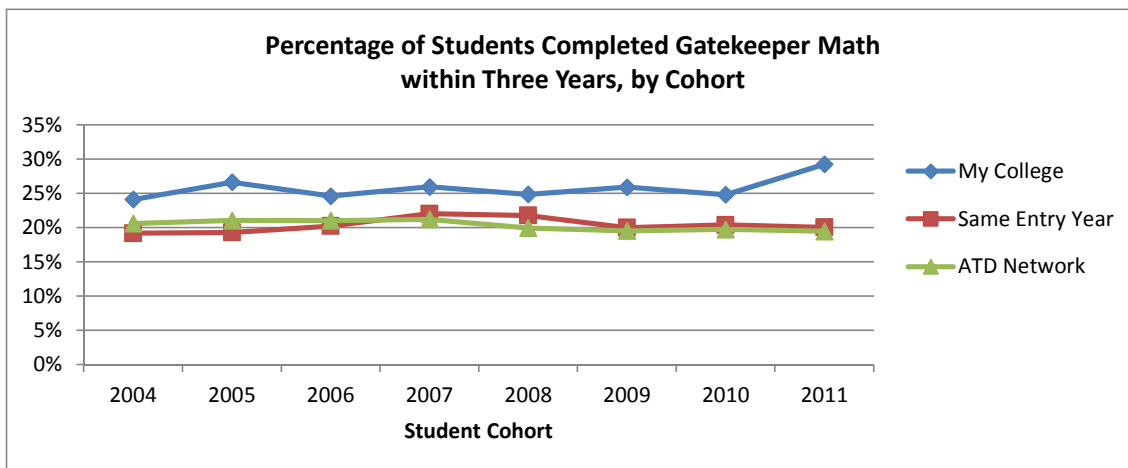
ATD Student Success Outcome Measurement 2:

Enroll in and successfully complete the initial college-level or gatekeeper courses in Math within three years



Data Table: Attempted Gatekeeper Math

	2004	2005	2006	2007	2008	2009	2010	2011
My College	34%	37%	36%	37%	34%	37%	35%	39%
Same Entry Year	27%	27%	28%	30%	30%	30%	30%	29%
ATD Network	29%	30%	30%	30%	29%	28%	29%	28%



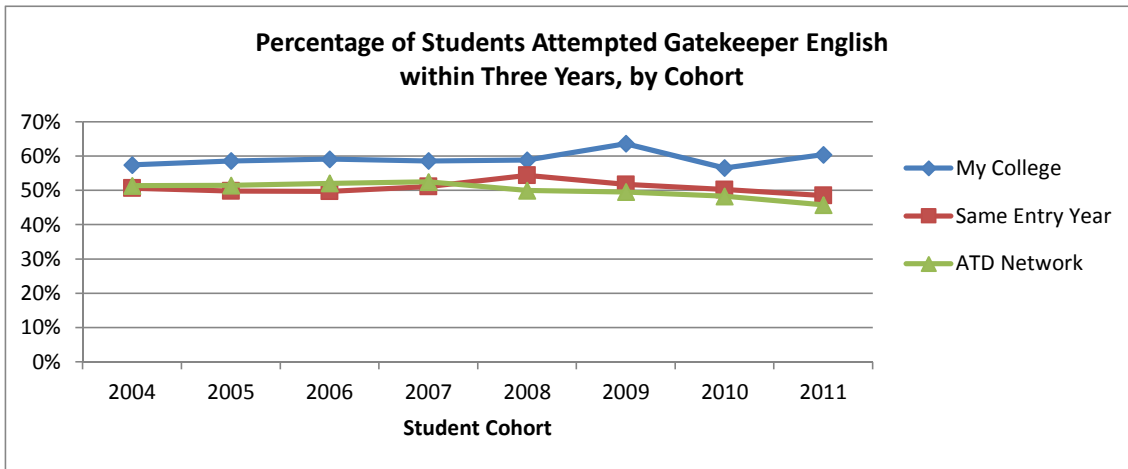
Data Table: Completed Gatekeeper Math

	2004	2005	2006	2007	2008	2009	2010	2011
My College	24%	27%	25%	26%	25%	26%	25%	29%
Same Entry Year	19%	19%	20%	22%	22%	20%	20%	20%
ATD Network	21%	21%	21%	21%	20%	20%	20%	19%

Northern Essex Community College

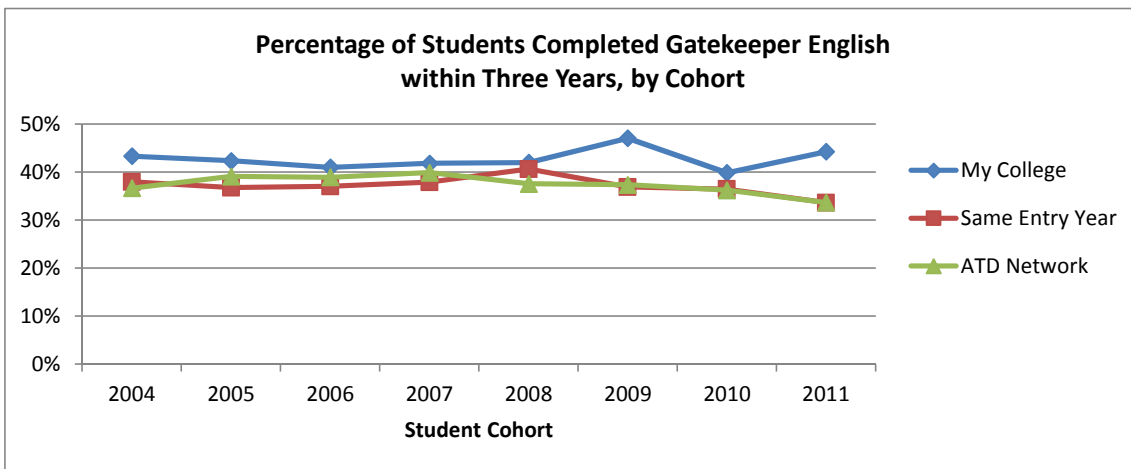
ATD Student Success Outcome Measurement 2:

Enroll in and successfully complete the initial college-level or gatekeeper courses in English within three years



Data Table: Attempted Gatekeeper English

	2004	2005	2006	2007	2008	2009	2010	2011
My College	57%	59%	59%	59%	59%	64%	57%	60%
Same Entry Year	51%	50%	50%	51%	54%	52%	50%	49%
ATD Network	51%	51%	52%	53%	50%	50%	48%	46%



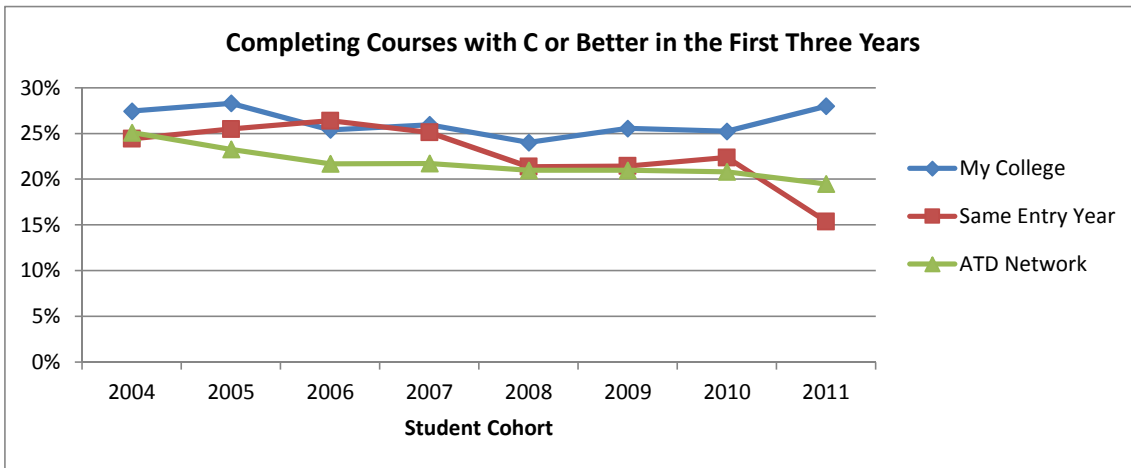
Data Table: Completed Gatekeeper English

	2004	2005	2006	2007	2008	2009	2010	2011
My College	43%	42%	41%	42%	42%	47%	40%	44%
Same Entry Year	38%	37%	37%	38%	41%	37%	36%	34%
ATD Network	37%	39%	39%	40%	38%	37%	36%	34%

Northern Essex Community College

ATD Student Success Outcome Measurement 3:

Complete courses with a grade of "C" or better in the first three years



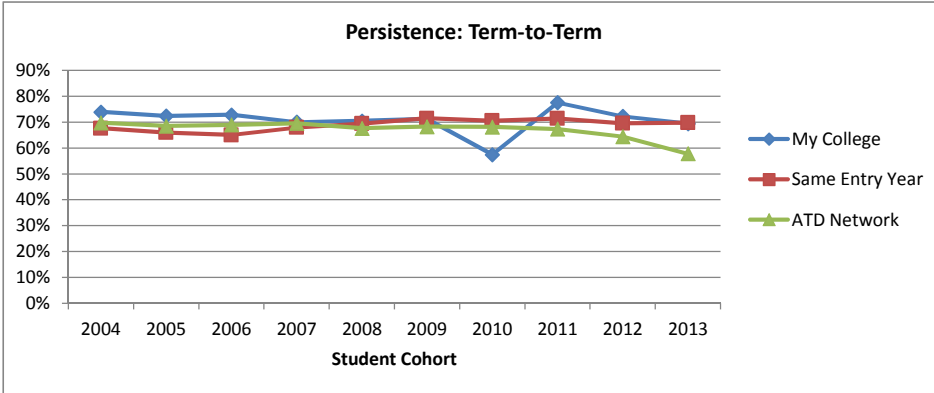
Data Table: Course Grade of "C" or Better

	2004	2005	2006	2007	2008	2009	2010	2011
My College	27%	28%	25%	26%	24%	26%	25%	28%
Same Entry Year	24%	26%	26%	25%	21%	21%	22%	15%
ATD Network	25%	23%	22%	22%	21%	21%	21%	19%

Northern Essex Community College

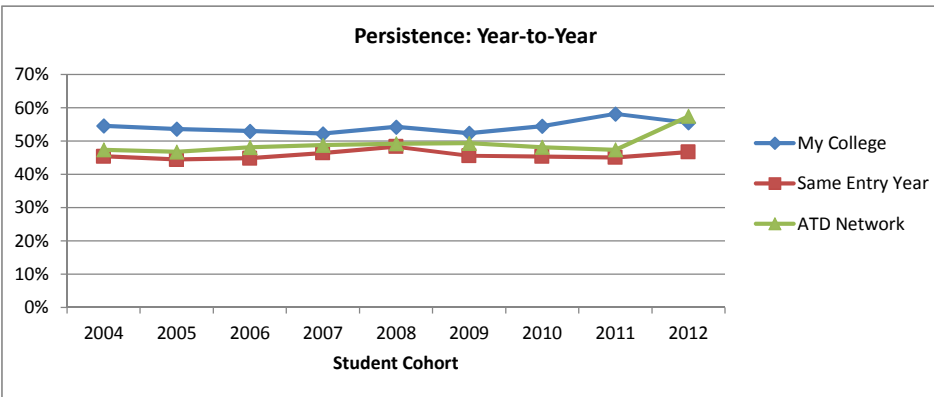
ATD Student Success Outcome Measurement 4:

Persist term-to-term and year-to-year



Data Table: Persistence: Term-to-Term

	2004	2005	2006	2007	2008	2009	2010	2011	2012	2013
My College	74%	72%	73%	70%	70%	71%	57%	78%	72%	69%
Same Entry Year	68%	66%	65%	68%	69%	71%	71%	71%	70%	70%
ATD Network	70%	69%	69%	70%	68%	68%	68%	67%	64%	58%



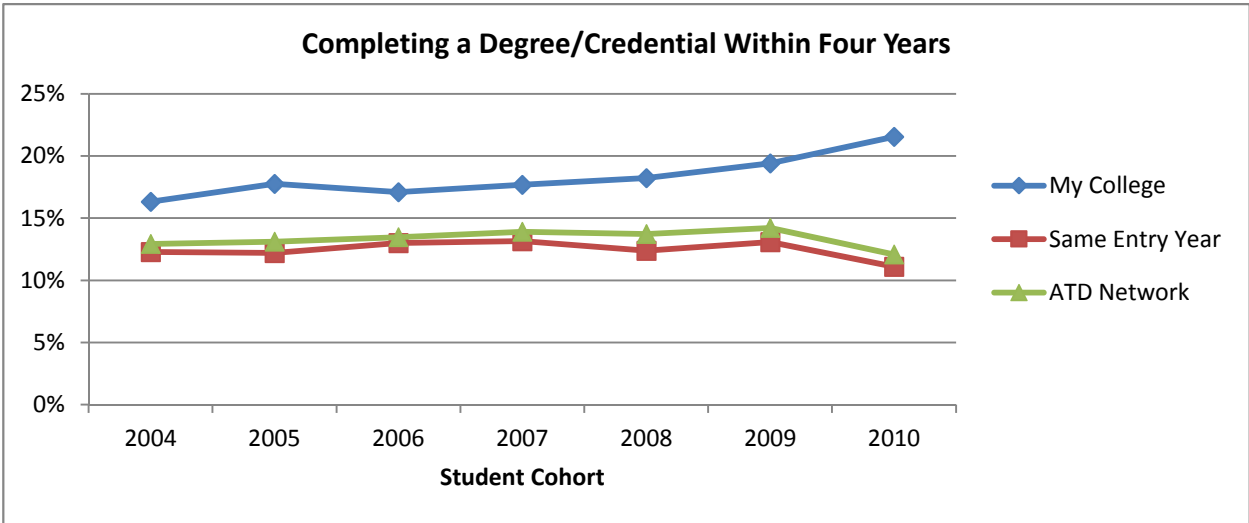
Data Table: Persistence: Year-to-Year

	2004	2005	2006	2007	2008	2009	2010	2011	2012
My College	55%	54%	53%	52%	54%	52%	54%	58%	56%
Same Entry Year	45%	44%	45%	46%	48%	46%	45%	45%	47%
ATD Network	47%	47%	48%	49%	49%	49%	48%	47%	57%

Northern Essex Community College

ATD Student Success Outcome Measurement 5:

Attain a credential (certificate and degree) within four years



Data Table: Completion

	2004	2005	2006	2007	2008	2009	2010
My College	16%	18%	17%	18%	18%	19%	22%
Same Entry Year	12%	12%	13%	13%	12%	13%	11%
ATD Network	13%	13%	13%	14%	14%	14%	12%

Northern Essex Community College

Appendix A: List of Institutions included in the Benchmark

* = Inactive ATD Institution

Institution Name	Same Entry Year
Aiken Technical College	Yes
Bay de Noc Community College	Yes
Bunker Hill Community College	Yes
College of the Ouachitas	Yes
Hawai'i Community College	Yes
Henry Ford Community College	Yes
Honolulu Community College	Yes
Jackson Community College	Yes
Kapi'olani Community College	Yes
Kaua'i Community College	Yes
Lake Michigan College *	Yes
Leeward Community College	Yes
National Park Community College	Yes
North Central Michigan College	Yes
Northern Essex Community College	Yes
Northern Virginia Community College	Yes
Oklahoma City Community College	Yes
Orangeburg-Calhoun Technical College	Yes
Paris Junior College	Yes
Phillips Community College	Yes
Pulaski Technical College	Yes
Rose State College	Yes
Roxbury Community College	Yes
Springfield Technical Community College	Yes
Technical College of the Lowcountry *	Yes
Trident Technical College	Yes
Tulsa Community College *	Yes
University of Hawai'i Maui College	Yes
Wayne County Community College District	Yes
Windward Community College	Yes
Albany Technical College	
Alvin Community College *	
Amarillo College	
Anne Arundel Community College	
Arkansas Baptist College	
Asheville-Buncombe Technical Community College	
Athens Technical College	
Atlanta Technical College	
Atlantic Cape Community College	
Augusta Technical College	
Austin Community College	
Bakersfield College	
Bellingham Technical College	
Bevill State Community College	
Big Bend Community College *	
Blue Mountain Community College	
Brazosport College	
Brookhaven College *	
Broward College	
Calhoun Community College	
Capital Community College	
Central Alabama Community College	

Central Georgia Technical College	
Central New Mexico Community College *	
Central Piedmont Community College	
Century Community and Technical College	
Cerro Coso Community College	
Clover Park Technical College	
Coastal Bend College	
College of Southern Nevada	
College of the Mainland	
Columbia Gorge Community College	
Columbus State Community College	
Columbus Technical College	
Community College of Allegheny County	
Community College of Beaver County	
Community College of Philadelphia	
Community College of Vermont *	
Cumberland County College	
Cuyahoga Community College	
Danville Area Community College	
Danville Community College	
Davidson County Community College	
Delaware County Community College	
Delta College	
Dine College	
Doña Ana Community College	
Durham Technical Community College	
East Los Angeles College	
Eastern Gateway Community College	
Eastern Maine Community College	
Edmonds Community College	
El Centro College	
El Paso Community College	
Elgin Community College	
Everett Community College	
Galveston College	
Gaston College	
Georgia Northwestern Technical College	
Georgia Piedmont Technical College	
Grand Rapids Community College	
Grays Harbor College	
Grayson College	
Green River Community College	
Greenville Technical College	
Guilford Technical Community College	
Gwinnett Technical College	
Highline Community College	
Hillsborough Community College	
Housatonic Community College	
Houston Community College	
Indian River State College	
IVY TECH COMMUNITY COLLEGE - ALL	
Jefferson Community & Technical College	
Kilgore College	
Kingsborough Community College	
Klamath Community College	
Lane Community College	
Lansing Community College	
Lee College	

Linn-Benton Community College	
LONE STAR COLLEGE SYSTEM	
Lorain County Community College	
Los Angeles City College	
Los Angeles Harbor College	
Los Angeles Mission College	
Los Angeles Southwest College	
Los Angeles Trade-Technical College	
Los Angeles Valley College	
Lower Columbia College	
Martin Community College	
McLennan Community College	
Mohawk Valley Community College	
Montcalm Community College	
Montgomery County Community College	
Mott Community College	
Mountain Empire Community College	
Muskegon Community College	
North Central State College	
North Georgia Technical College	
North Lake College	
Northampton Community College	
Northeast Wisconsin Technical College	
Northwest Indian College	
Norwalk Community College	
Oakland Community College	
Oakton Community College	
Odessa College	
Oregon Coast Community College	
Passaic County Community College	
Patrick Henry Community College	
Paul D. Camp Community College *	
Pierce College	
Pierce College - Washington	
Porterville College	
Prince George's Community College	
Raritan Valley Community College	
Renton Technical College	
Richland College	
Salish Kootenai College	
San Jacinto College	
Santa Fe Community College	
Savannah Technical College	
Seattle Central Community College *	
Sinclair Community College	
Skagit Valley College	
South Georgia Technical College	
South Texas College	
Southeastern Technical College	
Southwest Texas Junior College	
Southwestern Indian Polytechnic Institute *	
Southwestern Oregon Community College	
Spokane Falls Community College	
St. Clair County Community College	
St. Louis Community College	
St. Petersburg College	
Stanly Community College	
Tacoma Community College	

Tallahassee Community College	
Tarrant County College	
Temple College	
Texarkana College	
The Community College of Baltimore County	
The University of the District of Columbia Community College	
Tidewater Community College *	
Tillamook Bay Community College	
Treasure Valley Community College	
Triton College	
Tyler Junior College	
Umpqua Community College	
University of New Mexico-Gallup *	
Valencia College	
Walla Walla Community College	
Wallace State Community College - Hanceville	
Washtenaw Community College *	
Wayne Community College (NC) *	
West Georgia Technical College	
West Hills College Lemoore	
West Kentucky Community & Technical College	
West Los Angeles College	
Western Technical College	
Westmoreland County Community College	
Wharton County Junior College	
Whatcom Community College	
William Rainey Harper College	
Yakima Valley Community College	
Zane State College	