

# **Achieving the Dream Data Team**

**Meeting: October 30, 2007**

# **Achieving the Dream – Data Team**

## **Agenda – October 30, 2007**

1. Unfinished business – questions from all previous meetings
  2. Fall 2006 Course completion rates (revised to include actual number of students as well as percentages) Basic Writing, ENG101, Developmental math, College Math, Reading and Science
  3. Barbara Stachniewicz – draft report – main themes and target groups
  4. Fall 2006 assessment scores and course grade groupings for ENG101, MAT022, PSY101 and SOC101
  5. Fall 2007 – Withdrawal Survey
-

# Northern Essex Community College --- ALL Students

## Fall 2006 Course Completion Rates (A - C) for Selected Courses

		Basic Writing					ENG101					Developmental Math					
		# Enrolled	% Complete	<= 25	>25	# Enrolled	% Complete	<= 25	>25	# Enrolled	% Complete	<= 25	>25	# Enrolled	% Complete	<= 25	>25
Majority	Male	83	49%	74	49%	326	57%	304	55%	309	53%	275	52%	275	52%	34	62%
	Female	95	65%	64	58%	403	57%	328	54%	492	57%	346	50%	346	50%	146	71%
Hispanic	Male	54	43%	47	43%	66	53%	61	52%	82	44%	73	44%	73	44%	9	44%
	Female	95	51%	71	51%	107	50%	89	45%	182	51%	129	43%	129	43%	53	72%
Minority (Asian, Black, Native American)	Male	17	29%	14	29%	15	53%	11	55%	24	42%	18	39%	18	39%	6	50%
	Female	15	60%	9	56%	27	56%	21	52%	30	50%	20	40%	20	40%	10	70%
Total	Male	179	45%	156	44%	443	56%	408	55%	460	51%	404	50%	404	50%	56	57%
	Female	227	59%	161	54%	578	56%	473	53%	748	56%	527	49%	527	49%	221	72%

		College Math					Reading					Sciences					
		# Enrolled	% Complete	<= 25	>25	# Enrolled	% Complete	<= 25	>25	# Enrolled	% Complete	<= 25	>25	# Enrolled	% Complete	<= 25	>25
Majority	Male	295	53%	269	52%	94	46%	90	46%	313	57%	243	51%	243	51%	70	77%
	Female	313	64%	225	58%	169	53%	130	52%	791	63%	459	55%	459	55%	332	74%
Hispanic	Male	54	56%	46	50%	45	53%	40	55%	40	45%	27	37%	27	37%	13	62%
	Female	56	71%	35	60%	128	52%	97	49%	145	50%	93	46%	93	46%	52	58%
Minority (Asian, Black, Native American)	Male	16	63%	11	55%	18	50%	15	40%	38	47%	25	40%	25	40%	13	62%
	Female	19	63%	13	62%	21	71%	11	64%	72	63%	28	57%	28	57%	44	66%
Total	Male	407	56%	363	54%	186	47%	169	44%	441	58%	327	52%	327	52%	114	75%
	Female	421	65%	298	59%	348	55%	264	53%	1,114	62%	639	56%	639	56%	475	71%

**Fall 2006 Course Completion Rates (A - C) - On-line versus Traditional for Selected Courses**

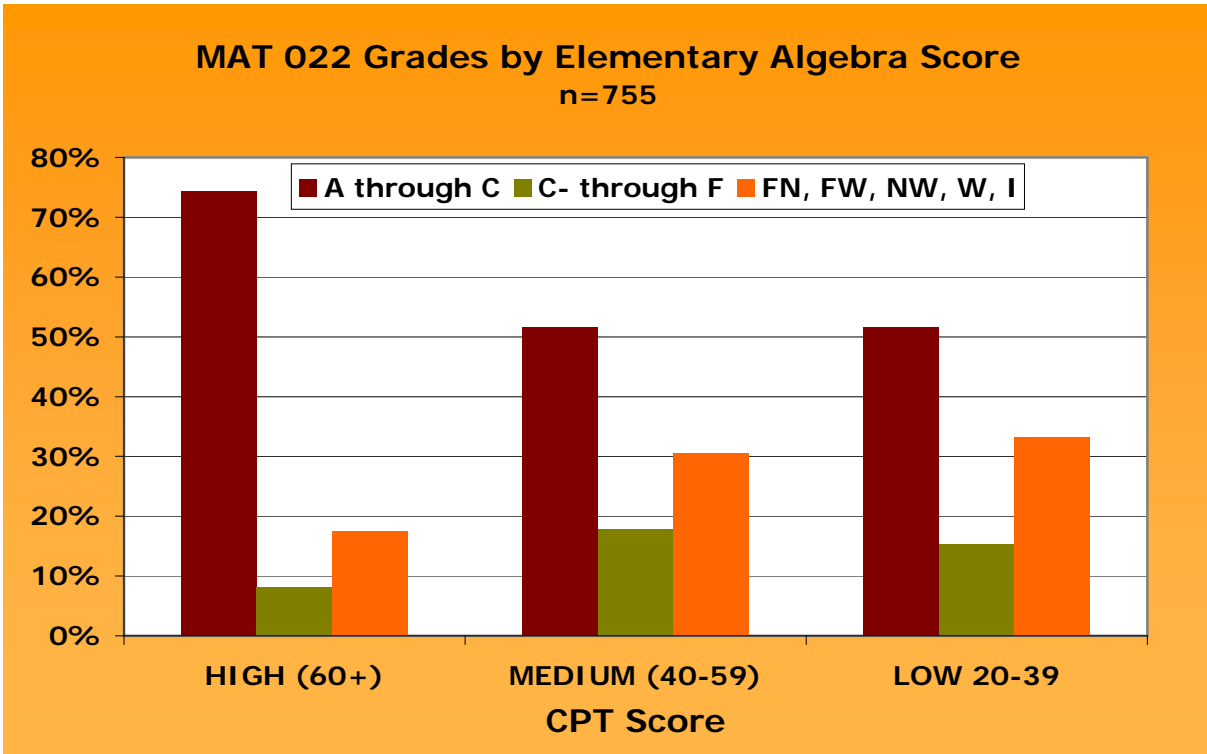
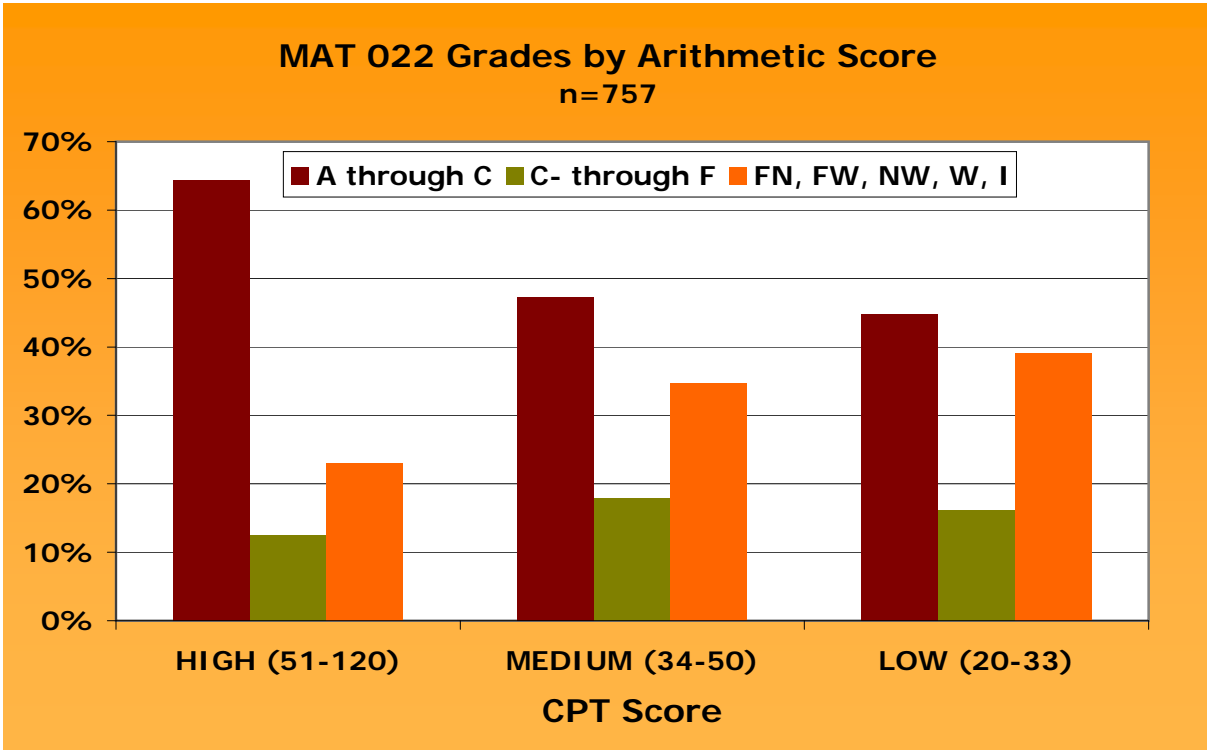
ALL STUDENTS

		Science (BIO,ERS,SCI,PHS,CHM)				ENG101				Developmental Math			
		# Enrolled	% Complete	<= 25	>25	# Enrolled	% Complete	<= 25	>25	# Enrolled	% Complete	<= 25	>25
on-line	Male	43	53%	32	47%	18	44%	16	44%	24	54%	14	50%
				11	73%			2	50%			10	60%
	Female	90	54%	59	51%	43	49%	31	35%	62	55%	29	38%
				31	61%			12	83%			33	70%
traditional	Male	398	59%	295	53%	406	57%	376	55%	436	50%	390	50%
				103	75%			30	73%			46	57%
	Female	1023	63%	580	56%	517	56%	425	54%	686	56%	498	50%
				443	72%			92	66%			188	73%

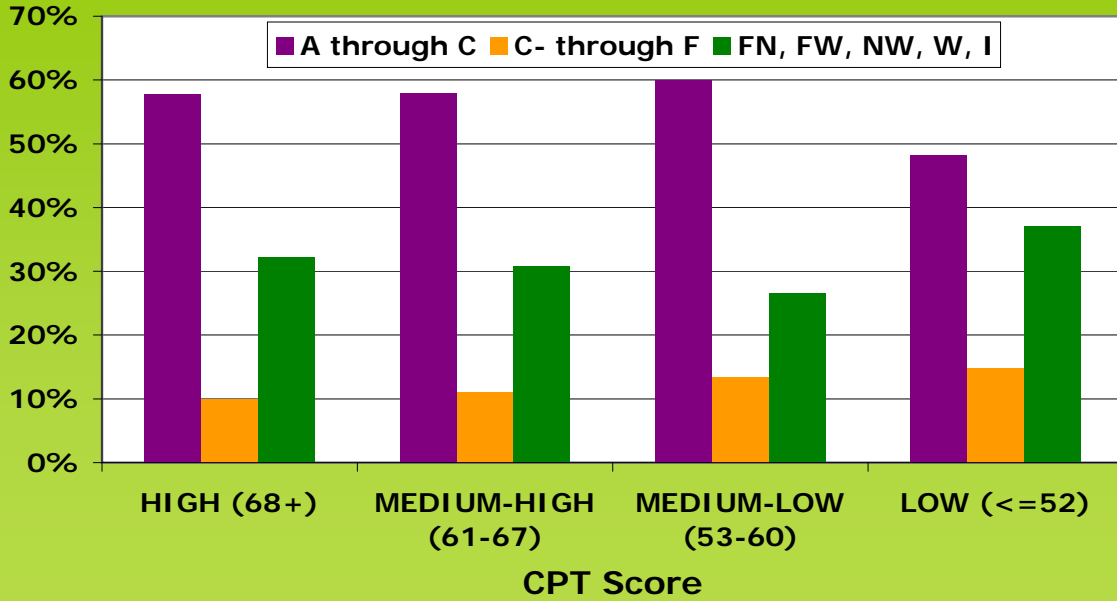
  

		College Math				PSY101				SOC101			
		# Enrolled	% Complete	<= 25	>25	# Enrolled	% Complete	<= 25	>25	# Enrolled	% Complete	<= 25	>25
on-line	Male	28	46%	24	46%	23	52%	18	44%	20	50%	16	50%
				4	50%			5	80%			4	50%
	Female	50	46%	27	26%	48	54%	30	37%	60	65%	36	61%
				23	70%			18	83%			24	71%
traditional	Male	379	56%	339	55%	250	58%	223	57%	155	68%	136	68%
				40	70%			27	67%			19	68%
	Female	370	68%	271	63%	394	61%	318	59%	235	68%	180	63%
				99	83%			76	70%			55	84%

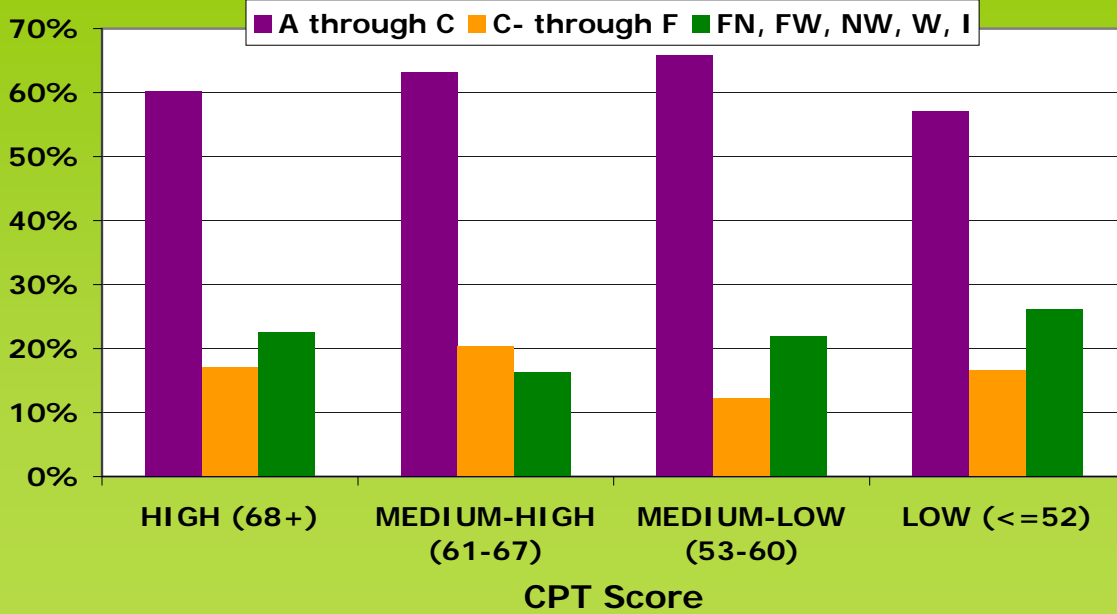
## Fall 2006 Course Grades & Assessment Scores



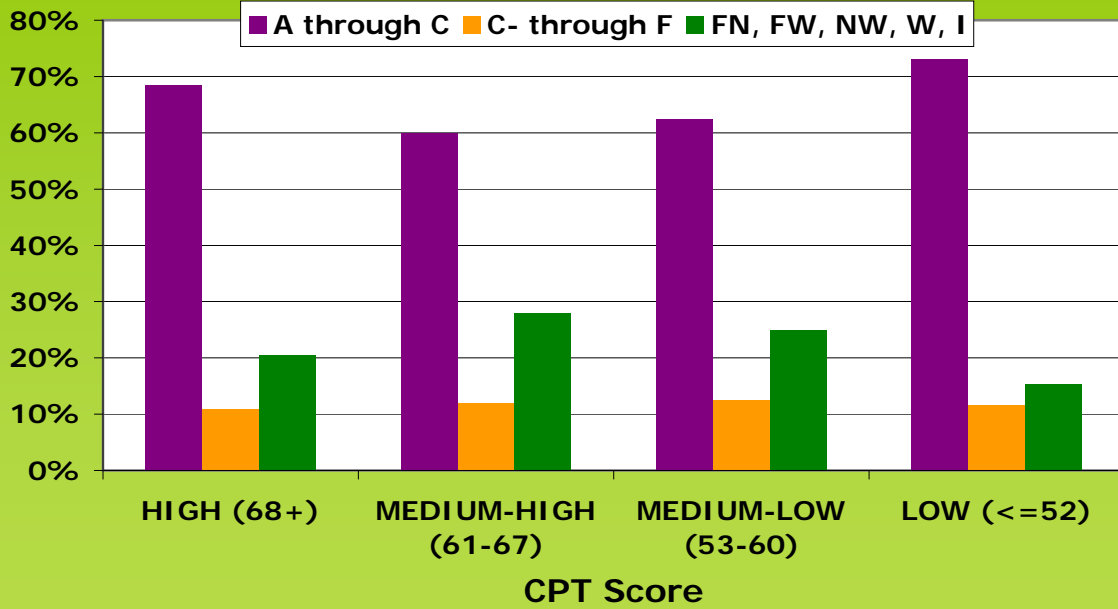
**ENG 101 Grades by Reading Score**  
n=823



**PSY 101 Grades by Reading Score**  
n=494

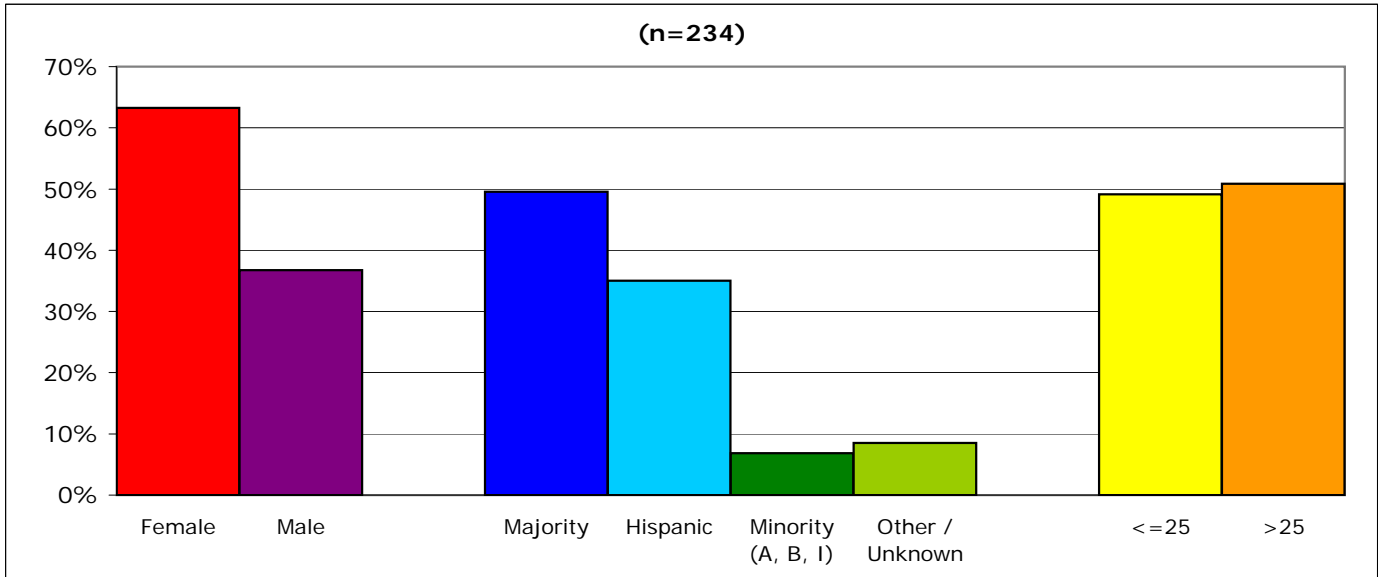


### SOC 101 Grades by Reading Score n=285



**Northern Essex Community College**  
Fall 2007 Withdrawals

**Demographics**

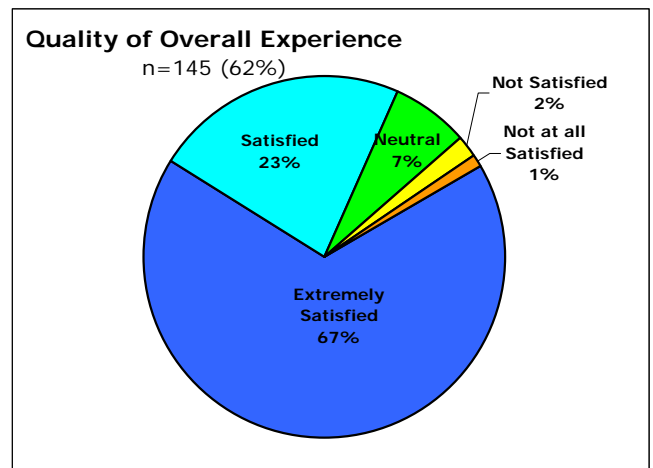
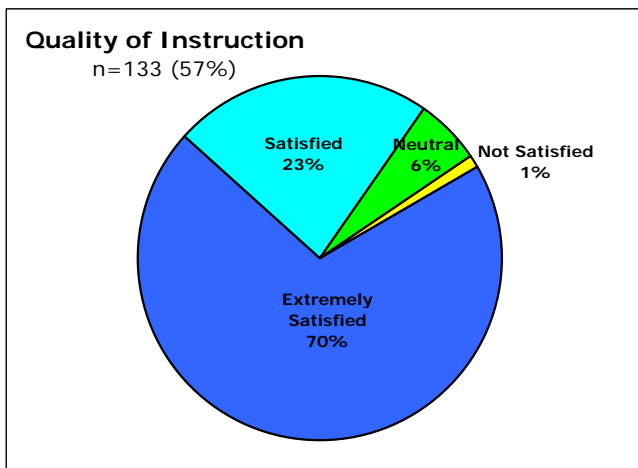


**Reason for Withdrawal**

**99%** (231) of Withdrawals reported **244** Reasons for Withdrawal.  
Of those Reasons:

Personal/Family	24%
Financial	22%
Conflict with Work	20%
Other	14%
Illness	10%
Moving	5%
Academic Difficulty	3%
Transferring	2%
Quality of Courses	0.4%

**Satisfaction**





## Financial Aid

28% (65) of Withdrawals reported receiving Financial Aid.

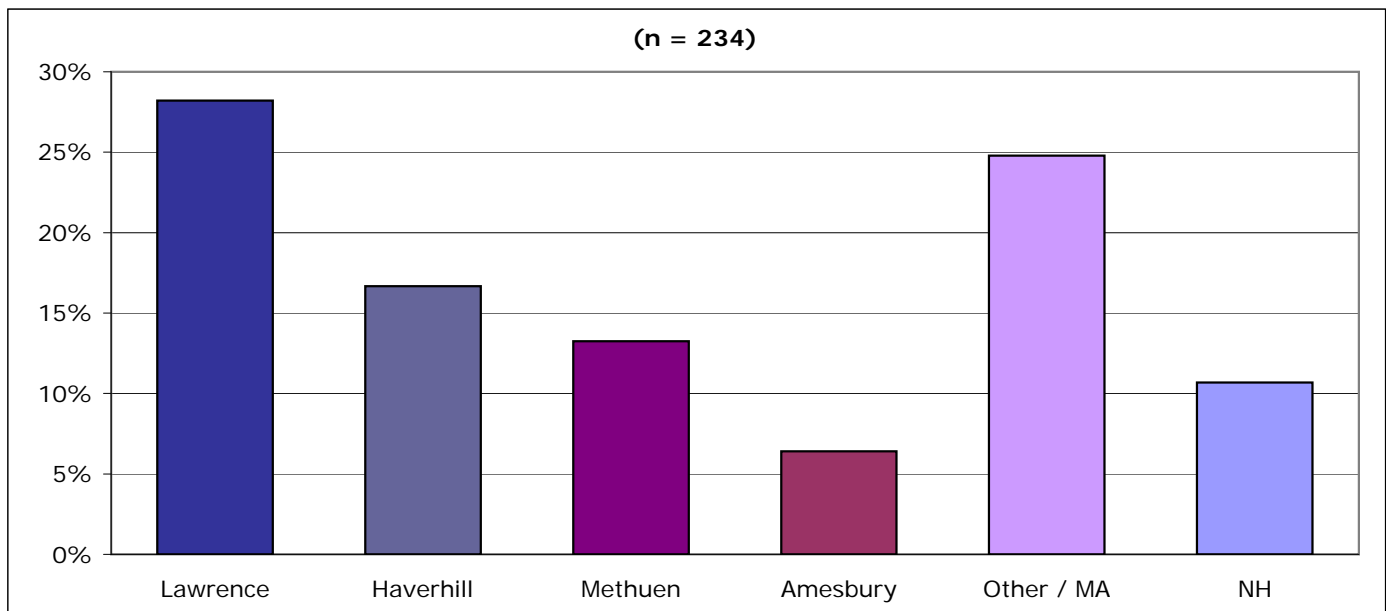
## Degree or Certificate Program

53% (124) of Withdrawals reported the Degree or Certificate program they were enrolled in at the time of Withdrawal.

Programs Reported:

Liberal Arts	16%
Nursing	15%
ESL	14%
General Studies	10%
Medical	10%
Arts	6%
Business	6%
Other	6%
Criminal Justice	6%
Education	5%
Human Services	3%

## Residence



## Course Enrollment

99% (231) of Withdrawals reported Enrollment in at least 1 Course for the Fall 2007 Term.

A total of 707 courses were dropped in the following Subject areas:

ESL	16.0%	Criminal Justice	1.6%
Math	11.7%	Business	1.4%
Reading	8.3%	Respiratory Care	1.3%
English	8.2%	Literature	1.3%
Psychology	8.1%	Early Childhood Education	1.3%
Biology	5.7%	Art	1.0%
Computer Information Sciences	4.8%	Government	1.0%
Writing	3.7%	Human Services	1.0%
Graphic Design	2.5%	Philosophy	1.0%
Accounting	2.5%	Music	0.8%
Health Services	2.4%	Dance	0.7%
Sociology	2.0%		
History	1.7%	All Other	10.0%