



PSYCHOLOGY OPTION REVIEW:

A FLASHBACK TO MY DISSERTATION





BACK TO BASICS




search ID: jmi0081




JOEL

© Original Artist
Reproduction rights obtainable from
www.CartoonStock.com


WHAT IS THE LIBERAL ARTS PSYCHOLOGY OPTION?

- ψ A transfer program to a four year school to continue in Psychology
 - ψ A solid foundation in Psychology by providing various intermediate courses
 - ψ A broad supporting background in Biology, the Humanities, Math and other Social Sciences
 - ψ We expect excellence from both students and faculty
- 

OUR FACULTY

- ψ The Psychology Option is currently supported by three full-time faculty with diverse backgrounds in the field. One with a PhD and 2 with Master's degrees.
 - ψ Currently we have 20 DCE faculty members. One with a PhD and 19 with Master's degrees. All with diverse backgrounds in the field.
 - ψ Using our current faculty, full time faculty teach only about 27% of the Psychology courses offered each semester.
- 

THE ROLE OF OUR FACULTY

- ψ Our faculty encourage our students to remain in school .
 - ψ We suggest ways to arrange their schedule to help them be successful
 - ψ We attempt to maintain contact with all of our advisees.
- 

THE ROLE OF OUR FACULTY

- ψ Having the same advisees from semester to semester creates and maintains a relationship.
- ψ Since students are allowed to register on-line without meeting with their advisor or requiring our signature, we are concerned that this may impact retention and college success .



HOW SUCCESSFUL ARE WE IN TRANSFER?

- ψ We have students who both graduate and transfer .
- ψ We have those also who transfer without a degree, but continue at a four year school .
- ψ The Psychology Option has a high percentage of a Positive College Outcome for all three years ranging from 69% to 73%. This measurement is defined as Total Graduates plus Total Active students/Fall Cohort.
- ψ Program retention, also increased from 31% to 53% over the same time period.


OUR STUDENTS

	AY 2007-2008	AY 2008-2009	AY 2009-2010	3 Year Average
Total Applications	81	86	102	90
First Time Freshmen who registered	36	37	47	40
External Transfers who registered	13	16	18	16
Internal Transfers who registered	0	0	0	0
Readmitted Students who registered	7	13	8	9
Total Students new to program	56	66	73	65
Total Unduplicated Enrollment	164	170	216	183


OUR STUDENTS

- ψ Our minority representation in the program was stable for the first two years analyzed, 32% and 31%, respectively.
- ψ However there was an increase in AY 2009-2010 to 44%, which was mainly due to an increase in Hispanic students.
- ψ In every AY females out-numbered males, but especially in AY 2009-2010. This is also reflective of what is seen across the college.


WEAKNESSES

- ψ We have lower numbers of males showing interest in the program.
 - ψ Students prefer to transfer without obtaining their degree
 - ψ Students are taking longer to complete the program than 2 years
 - ψ We have seen a decrease in the number of students utilizing their advisor since on-line registration has been made available
- 

WEAKNESSES

- ψ Inadequate number of full time faculty in comparison with the number of DCE faculty
 - ψ Lack of diversity in the advanced courses available in psychology
 - ψ Students are required to take Math 120 or higher
- 


STRENGTHS

- ψ Students have and probably always will be interested in learning about Psychology
 - ψ We serve a large number of students both within and outside the program who take advantage of our courses
 - ψ We have seen a large increase in applicants from AY 2007-AY2010
 - ψ We have a large number of Hispanic Students who are enrolled in the program
 - ψ We have a large number of students who transfer to a four year school both with and without a degree
- 


STRENGTHS

- ψ Our faculty are members of international societies and make every attempt to stay current in their field and integrate that knowledge into our classroom.
- ψ Given the recent technology upgrades in the Spurk Building and across campus, we as faculty are more able to integrate these tools bringing our classroom into the 21st century.

OUR WISH LIST

- ψ Develop courses in Behavioral Neuroscience, Group Dynamics, and Drugs and Behavior to attract male students and diversify course offerings.
 - ψ Suggest students take Statistics (Math 125) or develop a course in Statistics for the Social Sciences.
 - ψ Perhaps students would be required to obtain a PIN or access code from their advisor once they met and discussed their plans for the following semester.
- 

OUR WISH LIST

- Ψ Survey a representative male population at the college and determine their interest and knowledge of the field.
 - Ψ Survey students as to why they are leaving the college without obtaining their degrees.
 - Ψ Survey students as to the factors involved in the increased length of time spent at the college
 - Ψ Add at least one new full time faculty.
- 

THANK YOU

ψ The review team: Mary Janowicz,
Ken Thomas, and John Cook

ψ Ellen Wentland for your valuable
comments and support

ψ Laurie Gordy and William Heineman
for your thoughtful comments and
support



MARK, MIKE, JAKE AND KENNY FOR THEIR PATIENCE

